

**BEIJING ORIENTAL YUHONG
WATERPROOF TECHNOLOGY CO., LTD.**



Annual Report 2023

Stock Code 002271

Stock Name Oriental Yuhong

April, 2024

Chapter Important Notes, Table of Contents and Definitions

The board of directors, board of supervisors, directors, supervisors and senior executives of the Company warrant that the information carried in this report is factual, accurate and complete, without any false record, misleading statement or material omission. And they shall be jointly and severally liable for that.

Li Weiguo, the person in charge of the company, ^{curate} Xu Wei, the person in charge of the accounting work and ~~Xu~~Wei, the person-in-charge of accounting organ (accountant in charge) hereby declare that ~~they~~

Table of Contents

Chapter I Important Notes, Table of Contents and Definitions	2
Chapter II Corporate Information and Key Financial Indicators	6
Chapter III Management Discussion and Analysis	15
Chapter IV Corporate Governance	147
Chapter V Environmental and Social Responsibility	235
Chapter VI Important Particulars	248
Chapter VII Changes in Shares and Information	

2023年年度报告

C: 0

3

Contents of Documents for Reference

- I. Accounting statements with signatures and seals of legal representatives, persons in charge of accounting work and persons in charge of accounting institutions.
- II. Original audit report stamped by the accounting firm as well as signed and sealed by the certified public accountants.
- III. The originals of all companies' documents and announcements publicly disclosed in the newspapers designated by CSRC during the Reporting Period.
- IV. The original document on 2023 annual report signed by Chairman Li Weiguo.
- V. Location of the above documents for reference: Securities Department of the Company.



Definition





Beijing Oriental Yuhong Watāj

II. Contact In

	Board Secretary	Securities Representative
Name	Zhan	
Office Address	Courtney, 9th Kechuang Street, Beijing Economic-technological Development Area, E-town, Beijing	
☎ ☎ ☎ Tel.	010-59031997	
Fax	N/A	
E-mail	stocks@yuhong.com.cn	

III. Information Disclosure and Filing Location

Website of the stock exchange where the	Shenzhen Stock Exchange (http://www.szse.cn) , 深圳证券交易所
Name and website of the media in which the Company discloses its Annual Report	, http://www.cninfo.com.cn
Filing Location	Department of Securities of the Company

IV. Alteration of Registration Information

Organization Code	91110000102551540H
Alteration of principal activities after listing (If any)	None
Alteration of holding shareholders since establishment (If any)	None

V. Other Related

Office address of the accounting firm	Floor 5, Saite Plaza, No.22, Jianguomenwai Street, Chaoyang District, Beijing
Names of signatory accountants	Liang Yinan. Bai Jing

Sponsor that performs continuous supervision retained by the company for the Reporting Period

Applicable Not applicable

Sponsor that performs continuous supervision retained by the company for the Reporting Period

Applicable Not applicable

VI. Key Accounting Data and Financial Information

Indicate by tick mark whether there is any retrospectively restated datum in the table below.

Yes No

Reasons for retrospective adjustments or restatements

Changes in accounting policies

	2022	YoY changes	2021
2023			

Net cash generated from/used in operating activities (RMB)	1,840,724,194.02	1,802,763,332.92	1,803,819,586.80	2.05%	3,867,427,213.50	3,867,427,213.50
Basic earnings per share (RMB/share)	2.15	U				



Beijing Oriental Y

disclosed under IAS and CAS.

2. Difference of net profit and net assets attribute to shareholders of the Company in the financial report disclosed under FAS and CAS.

Applicable Not Applicable

There is no difference of net profit and net assets attribute to shareholders of the Company in the financial report disclosed under FAS and CAS.


VIII. Key Financial Information by Quarters

Unit: RMB

	Q1	Q2	Q3	Q4
Operating revenue	7,494,548,302.46	9,357,383,818.88	8,508,318,204.12	7,462,277,782.96
Net profit attributable to the listed company's shareholders	385,537,995.41	948,732,480.54	1,019,229,036.10	-80,168,245.19
Net profit attributable to the listed company's shareholders excluding extraordinary profit and loss	324,322,;t			

Item	Amount in 2023	Amount in 2022	Amount in 2021	Explanation
Profit/loss on the disposal of non-current assets (including write-off items for the provision for impairment of assets)	-9,050,594.86	-15,481,123.86	28,055.70	
Government grants recognized in the current year, except for those acquired in the ordinary course of business or granted at certain quotas or amounts according to the country's unified standards	198,403,539.07	259,082,123.34	411,722,314.00	
Profit or loss on changes in fair value of held-for-trading financial assets				

Profit for the period		101,624,501.55	76,262,193.63
Less: Income tax effects	100,611,307.04	3 ^a t	
Profit for the period attributable to equity holders of the parent company			
Minority interest			
Profit for the period attributable to equity holders of the parent company after tax			
Reversal of allowance for impairment of receivables separately tested	161,524,064.23	671,630.21	
Gains and losses on debt restructuring		-12,849,851.00	
Other profit or loss items meeting the definition of extraordinary profit or loss	5,645,778.81	40,259,853.63	1,924,833.12





QUD XXXXXX

The C

Relev

(I) Overview

1. Focusing on the core while promoting to become
material system service p
Always serving customers, the Company aims to accommodate various construction sce
and market changes. The Company's building materials covering various fields such as
building waterproofing and extends to various fields including building materials, m
and powder, building coatings, energy-saving and thermal insulation materials, adhesives, m
building renovation, new energy, non-woven fabrics, specialized films, and adhesives. During
Reporting Period, taking "Pursuing Faster Growth Unremittingly, Evolving Fiercely, and Making
the Impossible Come True" as the operational focus, as well as following the core philosophy
principles mg



Beijing Oriental Y



increase of 28.11% year on year, accounting for

...n...erpr...ec...gy...Ltd...Ann...epon...8
...s and...n...l...es...ve...as...d
...g...the...ep......m...e...p...e...d...e...s...a...
...exhibition...such as the 4th International Infrastructure Investment and Construction Forum in
...Ma...and the SNF...6th International Photovoltaic Power Generation and Energy L
...Conference & Exhibition. The Company's subsidiary, Caparol (China) Ltd., in collaboration with
...German...n...l...l...Gti A...i

...i...h...h...e...A...
...8...
...UNIVERSITY


technical assistance, and other services. In Indonesia and Southeast Asia, the Jakarta–Bandung High-Speed Railway was officially inaugurated. The Company provided materials and technical support for the project, including SPU-361 high-strength polyurethane waterproof coating, and propylene long-filament geotextile, and cement-based crystalline waterproof

including 158 invention patents (17 of which are valid ones), 1,026 utility models, and 200 design patents.

(II) Industry Overview

1. Macroeconomic and industry indicators

According to data from the Statistical Communiqué of The People's Republic Of China on the 2023 National Economic And Social Development, the annual GDP was RMB126,058.2 billion, representing a 5.2% increase over the previous year. The annual value-added of industrial enterprises above designated size grew by 4.1%



3. Changes in relevant industry policies and specific impacts on the company

The Communist Party of China and the State Council issued the Outline for Building a Quality Strong Nation, which calls for enhancing the innovative drive for quality development, establishing a green orientation for quality development, accelerating the upgrading of product quality, improving the quality level of building materials, and enhancing the quality of construction projects. The Ministry of Industry and Information Technology, along with nine other ministries, issued the High-Quality Development Implementation Plan for the Green Building Materials Industry. This plan focuses on enhancing the vitality, influence, growth, and support of the green building materials industry's entire supply chain, outlining key tasks and protective measures for promoting high-quality development of the green building materials industry. The State Administration for Market Regulation and 10 other departments issued the Guidelines for Building the State Market System for Carbon Emissions and Carbon Neutrality, which focuses on building standards and the development of carbon trading markets, carbon reduction markets, and carbon credit markets, and the development of carbon reduction markets, and the development of carbon credit markets, and the development of carbon credit markets.

coming into force during the Reporting Period enhances the working life of engineering waterproof design by clarifying and redefining the waterproof grade from two dimensions: engineering waterproof category and usage environment category. By strengthening the design, construction,

training more high-quality technical and skilled talent, proficient artisans, and national craftsmen; aligning with the forefront of industrial development, and constructing open regional centres for industry-education integration that combine practical teaching, social training, real production, and technical service functions. The National Development and Reform Commission along with seven other departments jointly issued the Vocational Education Industry-Education Integration Empowerment and Enhancement Action Implementation Plan (2023-2025). By 2025, approximately 50 national industry-education integration pilot cities will be established, constructing and nurturing over 10,000 industry-education integrated enterprises nationwide, with a well-developed institutional and composite incentive policy system for industry-education integration, steadily increasing various types of funding for vocational education, better integrating industry demands throughout the talent training process, and gradually forming a development pattern of coordinated and mutually beneficial integration between education and industry.

According to data from the China National Building Waterproof Association and estimates by the World Green Building Council, the construction industry accounts for approximately 40% of global carbon emissions. Promoting green buildings can save 50% of energy, 60% of water resources, reduce 80% of waste production, and cut 45% of carbon dioxide emissions. In recent years, several countries have actively promoted green building by creating green communities, enhancing building energy efficiency, and enforcing strict certification standards, thereby pushing for more buildings to achieve energy conservation and carbon reduction, such as the UAE's green harmonious communities, Spain's support for housing energy-saving renovations, and Mexico's regulation of green building certification standards.

In response to domestic and international policies related to the building materials industry, the Company has organized serious studies from policy research, product development, process improvement, production and sales, standardized construction and training of construction workers, environmental protection measures, and other comprehensive areas. It explores paths for green and sustainable development, seizing opportunities, and fully leveraging and expanding the Company's comprehensive competitive advantages in branding, product research and development, product quality, product categories, cost benefits, marketing networks, and application technology. The Company applies its high-quality products and professional system services to more global scenarios, driving industry sustainable development through innovation, creating a quality human living environment, and enhancing the quality of life.

4. Periodicity, seasonality and regionality of the industry

(1) Periodicity. Waterproof building material industry is a fundamental industry in the field of

building materials with a long period of history. Quality of waterproof building materials in China has seasonally fluctuated. The sales of waterproof building materials in China are generally in a slack season for the sales of waterproof building materials and engineering construction because of cold weather. In South China, the seasonality of waterproof building materials is mainly reflected in the reduction in construction in rainy seasons. (3) Regionality. The economic transportation radius of waterproof building materials is approximately 500 kilometers, so this industry has certain regional characteristics. The enterprises in the industry are generally of small scale, and many of them limit the sales of waterproof materials to the region where the materials are produced, further reinforcing the regional characteristics of the industry. Therefore, in order to grow bigger and stronger in the industry and increase market share, it is necessary for enterprises of this industry to build production bases at home and abroad and actively conduct cross-regional business.

The Company has built R&D centers for production and logistics in regions such as North China, East China, Northeast China, Central China, South China, Northwest China, and Southwest China. Additionally, it intends to build factories in Southeast Asia, the Middle East, North America, etc. to cater to customers worldwide. Its production capacity is arranged extensively and rationally to ensure that

②

MOI

compos p, D

2 11

17/10/2023 10:00:00 AM

17/10/2023 10:00:00 AM

pas 2 t

17/10/2023 10:00:00 AM

17/10/2023 10:00:00 AM

17/10/2023 10:00:00 AM

B

17/10/2023 10:00:00 AM

17/10/2023 10:00:00 AM

17/10/2023 10:00:00 AM

to control costs through advanced technologies, advantages of centralized procurement of main raw materials, improvement of ability for price negotiation, and scale benefits. Furthermore, based on the demand for production and management and the industry market, the Company also reduced procurement costs by purchasing in slack seasons or making proper purchasing plans. In addition, in order to ensure the stability of the supply of some key raw materials and further optimize raw material costs, the Company's industrial chain has





rate, high content of... communication... digital communication i...
form, which captures online... of... public domain... and increas... and inf... and
shape... and awareness.

2) Channel development: Through intensive channel... ation, chan... sinking... and the
improvement... quality, the Company... shed, rapid an...
development of channels, and further expands the city coverage of various product categories. The
Company attaches importance to dealer training and echelon construction, and the cultivation of
dealers' corporate operations ef



high quality, sustainable products of the
unlike the rest, benchmarking in the oil Co
management by the company is to

efficiency.

During the reporting period, the company

as brand positioning, market expansion and

membership linkage mechanisms with offline stores and other channels, the Company has built a high-quality customer circle that improves quality and profits.

(3) Building Repair Group -Yuhong Home Service

Yuhong Home Service of the Building Repair Group focuses on the existing market, continues to improve the service system, refines service areas, and sinks channels to the communities. It is committed to opening up the "last mile" of Yuhong Home Service, using home repair as the entrance to business traffic. Focusing on home repair, home decoration, and home furnishing, the Group has formed a diversified service model and one-stop solution such as water leakage repair, door and window repair, air management, refreshing services, HVAC repair, office renovation, smart leak detection, and whole-house water purification. The Group created a regular force in the home space improvement market under the slogan of "Yuhong Home Service, Your Perfect Choice", and built a standardized, professional and systematic home service interconnection ecological platform. As of the disclosure date of this report, Yuhong Home Service has deployed more than 1,200 operation centers and community service stations in 153 cities in 29 provinces (municipalities) across the country, realizing the "1,000 stores in 100 cities, " plan. At the same time, Yuhong Home service operation centers have been opened in Ho Chi Minh City, Vietnam, Kuala Lumpur, Malaysia, and Manila, the Philippines.

As of the disclosure date of this report, Yuhong Home Service has reached comprehensive cooperation with Beijing Institute of Building Materials Inspection Co., Ltd. on the indoor leakage intelligent detection system business, and has cooperated with Zhonghong Tianxin Group on home space upgrading and renovation solutions. The Company carried out in-depth cooperation with 58.com in business expansion, resource sharing, market development and other aspects, and reached strategic cooperation with Shimao Tiancheng Property Service Group Co., Ltd. and China Railway Construction Property Management Co., Ltd. Wuhan Branch to boost its service quality. In addition, Yuhong Home Service has been launched on the Beijing TV Life Channel to provide an in-depth demonstration of the pain points caused by leaks in residents' houses, demonstrating Yuhong Home Service's professional, quality and reassuring processes around leakage repairs, further expanding the brand's influence.

3. Emerging businesses. During the reporting period, the business sectors represented by Sand Powder Technology and Hongsheng New Energy were deeply cultivated and are gaining momentum.

(1) Sand Powder Technology Group, with Vasa and BiAn as its two major brands, is committed to

becoming a one-stop sand powder supplier that always adhered to the business philosophy of “saving the trouble of customers and making them feel reassured and relaxed”. Relying on Oriental Yuhong's advanced management concepts, lean production system, excellent R&D and application technology team, and taking multi-channel layout as the cornerstone, it is involved in special mortars, construction powders, grouting materials, ALC air-entrained blocks, high-quality sand and its products, etc. The Company continues to expand its market share in mortar powders and enhances its bml



Beijing Oriental Y

sales and other services for the end-use customers. The Company signs strategic cooperation agreements or long-term supply agreements with a number of high-quality real estate companies and enterprise groups. In industrial construction, energy construction, railway, highway, rail transit, tunnel and underground engineering, livelihood engineering and other professional markets, the Company directly contacts with customers to enhance mutual trust, and establishes long-term and stable partnership in material supply and systematic services. The direct marketing mode provides an important guarantee for enhancing the Company's industry visibility. The channel marketing mode means that the Company provides product development and sales and other services for the end-use customers through distributors and other channel partners. The channel marketing mode consists of engineering channel and retail channel. The company has signed contracts with a number of distributors and established a reasonable, risk-controllable, cost-effective and dynamic distributor network system. Through continuous strengthening of the system training and service of distributors, the distributor network has gradually developed into an important sales channel for the Company to expand the national market.

At present, the Company has formed a multi-dimensional engineering marketing network combining direct marketing mode with engineering channel distributor mode, as well as a civil building materials marketing network with retail channel distributor mode at the core.

1. The Company focuses on the engineering market in North China, East China, and South China, and its specialized subsidiaries and business departments are responsible for the sales of products and the rendering of services in the special fields of railway, highway, rail transit, industrial construction, energy construction, underground engineering and other professional market segments. Among them, provincial and regional integrated subsidiaries and centralized procurement business departments have been built in North China, East China and South China. The centralized procurement business departments focus on serving large-scale strategic cooperation customers nationwide, and actively promote the cooperation with centralized procurement customers by signing strategic cooperation agreements or long-term supply agreements. Each regional integrated subsidiary is responsible for the sales and services of the Company's products in the local engineering market. By focusing on the local market, territorial franchise and continuous sinking of channels, developing and empowering various partners to strengthen market coverage and penetration in their respective regions, the Company strengthens its presence in regional markets, and cooperates with all sales channels and business lines to enhance local market share. In the meantime, the Company makes full use of the customer resources and synergetic sales channels accumulated over the years in the

ing C



Technology, and won the "2023 IDC China Fut

technological equipment and construction technology. In order to synchronize its scientific and research development with the rest of the world, the Company established Oriental Yuhong Center of Global Excellence R&D for Waterproof Coating in Philadelphia (North American R&D Center for short), taking its R&D capability to the highest level among the global counterparts. The Company and Wanhua Chemical Group set up a joint laboratory of “waterproof materials” to promote the breakthrough and application of new materials, new technologies and solutions, and form an efficient two-way cycle from technology research and development to product landing.

The Company also accelerated the securing of overseas intellectual property rights and enhanced its international cutting-edge technological strength, so as to give full play to its advantages in product research and development and enhance its global competitiveness. In addition, the Company integrated environmental protection, high efficiency and intelligent development into R&D, production and construction, and actively explored the sustainable development path of “green design, green production, green construction and green building”. During the Reporting Period, the Company’s “HWR101 High Water Resistant Super Flexible Waterproof Coating” developed by the North American R&D Center was granted invention patent certificates by the Australian Patent and Trademark Office, and previously it has been granted invention patent certificates by the United States Patent and Trademark Office, the Indian Patent Office and Chinese Patent Office respectively. This product breaks the barrier that water-based waterproof coatings cannot be immersed in water for a long time, and has been successfully used in pool-type projects with long-term water environments such as swimming pools and fire-fighting pools, broadening the application fields of water-based waterproof coatings. The company's "Yuhong Pipes" has obtained the EU CE certification Certificate. The Company independently developed product "butyl rubber reactive adhesive layer for pre-laying reactive adhesive waterproofing membrane, its preparation method and pre-laying reactive adhesive waterproofing membrane" has obtained an invention patent certificate issued by the United States Patent and Trademark Office. This invention patent has been authorized in China, Europe, the United Kingdom, Germany, Singapore and other countries and regions. The company's hot-melt modified asphalt coil automatic paver "Tandu JCJR-100" has obtained an invention patent certificate issued by the United States Patent and Trademark Office. "Tandu JCJR-100" was independently developed by the Company and has a thermal energy circulation system and a compaction system, combustion system, automatic walking system and other integrated intelligent equipment, while effectively improving construction quality and saving labor costs. It is also low-carbon, environmentally friendly and reduces energy consumption. In addition, the "BCW-408 high-strength water-based rubber asphalt waterproof coating", which is



suitable for various application scenarios such as g

production at its... advanced R... environmentally friendly production.


4. Cost advantage. The company's main assembly line... Characterized by stable performance, high efficiency, low energy consumption and high product yield, that ranks high in the Asia-Pacific region. The company keeps exploring lean manufacturing with innovation as the core, boosting the assembly line efficiency, increases the product performance stability thus the production cost is minimized to the largest extent; The company also leads the industry in the production scale and capacity utilization, giving the products a bigger advantage over its competitors. Large-scale production brings down management costs and expenses; By virtue of scale management advantage and strategic cooperation relations with major raw material suppliers, the company can purchase major raw materials at relatively low prices in a long-term and stable manner, further reducing the production cost. In the meantime, the company's nationwide layout of production capacity brings down sales costs such as product transportation. In addition, in order to ensure the supply stability of some key raw materials and optimize the procurement cost of raw materials, the Company's industrial chain has extended to upstream raw materials including non-woven fabrics, functional film, VAE emulsion and VAEP rubber powder. This is aimed at enhancing the company's ability to resist risks in the purchasing.

to... X... of... A...



cont... in... ning o... tra... g a... dist... the...
has... y... ped in... an... e... r the C... to...
... t. ... e... n... on the... r p... ed to

empower partners to develop. The Company fully implemented integrated





and services with complete system solutions. Moreover, the Company is the first in the industry to develop a "standardized construction management system" that integrates construction standardization, equipment modernization, training specialization, and construction safety, covering all aspects such as processes, construction methods, atlases, tools, and construction management. Processes such as pre-job training, construction arrangements and deployment, model demonstrations, standardized construction equipment, on-site management, safety priority, and real-time project tracking formed a standardized full-chain service, allowing the Company to always maintain a dominant position in the field of construction services. At the same time, the Company takes intelligent construction and innovation technology as the key expansion direction, and has successively launched more than 30 smart equipment in five series, including the smooth road series, the cyclist series, the Hongxiang high-pressure airless series, the Hongxiang S series, and the non-curing series, systematically meeting the growing demand for system construction equipment and parts. The implementation of mechanized construction can greatly improve construction efficiency and reduce construction costs while ensuring construction quality. The company also joins the mode of school-enterprise cooperation and industry and education integration, and explores an effective model for cultivating professional technical talents in building waterproofing. Through the establishment of training schools, organizing vocational skill level certification and holding technical exchange seminar, the company cultivates construction professionals and continuously improve the operational capabilities and services of production and construction team.

IV. Analysis of Principal Business

1. Overview

The business performance of the Company for 2023 is as follows:

(1) Operating income: During the Reporting Period, the Company realized operating income of RMB 32,822,528,108.42, up by 2.26% year-on-year. The main reason is that during the reporting period, the company's diversified businesses expanded smoothly, and have expanded its leading advantages, and the proportion of retail business gradually increased.

(2) Operating cost: During the Reporting Period, the Company recorded operating cost of RMB 23,734,860,930.14, up 2.43% year-on-year, gross profit 27.69% up 1.92% year-on-year. The gross profit margin increased mainly due to the increase in business scale and decrease in raw material prices during the reporting period.

(3) Expenses: During the Reporting Period, the Company recorded selling expenses of RMB 2,978,178,436.64, up 12.06% year-on-year, mainly due to the increase in advertisements, promotion fees and travelling expenses. The Company's

By Product

Waterproof Membranes	13,333,332.28	40.56%	12,476,873,122.13	39.97%	6.71%
Coating	9,685,346,603.37	29.51%	8,506,992,767.35	27.25%	13.85%
Mortar powder materia	4,196,440,770.01	12.79%	2,997,544,097.21	9.61%	40.00%
Engineering Construction	3,244,841,392.18	9.88%	4,402,742,952.41	14.11%	-26.30%
Other main					
M r					

Unit: RMB

	Operating Revenue	Operating Cost	Gross Profit Margin	YoY Change in Operating Revenue	YoY Change in Operating Cost	YoY Change in Gross Profit Margin
By Industry						
Sales of waterproof materials	22,999,086,588.65	15,816,380,576.34	31.23%	9.60%	5.02%	3.00%
Mortar powder materia	4,196,440,770.01	3,039,756,379.29	27.56%	40.00%	31.52%	4.67%
By product						
Waterproof membranes	13,313,739,985.28	9,717,540,434.32	27.01%	6.71%	4.24%	1.73%
Coating	9,685,346,603.37	6,098,840,142.03	37.03%	13.85%	6.29%	4.48%
Mortar powder materia	4,196,440,770.01	3,039,756,379.29	27.56%	40.00%	31.52%	4.67%
By region						
Chinese Mainland	32,112,280,934.66	23,213,042,331.58	27.71%	4.44%	1.72%	1.93%
By Distribution Pattern						
Retail channel	9,287,036,737.52	5,363,151,793.31	39.42%	28.11%	18.43%	4.63%
Engineering channel	12,510,065,872.16	9,255,620,498.86	23.70%	22.58%	17.86%	3.24%
Direct selling business	10,368,132,237.61	8,498,343,089.37	13.64%	-19.63%	-15.33%	-4.44%

If the statistical caliber of the company's main business data is adjusted during the reporting period, the company's main business data in the most recent year will be adjusted based on the caliber at the end of the reporting period.

Applicable Not Applicable

(3) Whether the selling revenue of the company is higher than labor income

Yes No

Industry	Item	Unit	2023	2022	YoY Change
Non-metallic mineral products	Sales	square meter	2,483,813,200.62	1,942,176,132.34	27.89%
	Output	square meter	2,508,239,835.24	1,968,203,662.77	27.44%
	Inventories	square meter	68,810,399.15	44,383,764.53	55.04%

Explanation for a YoY change of over 30%

Sales of waterproof materials	manufacturing cost	425,640,679.89	2.69%	393,342,362.82	2.61%	8.21%
Sales of waterproof materials	transportation cost	772,410,805.07	4.88%	760,151,453.67	5.05%	1.61%
Mortar powder materia	Direct materials	2,558,718,667.52	84.18%	1,944,755,211.56	84.14%	31.57%
Mortar powder materia	Direct labor	122,168,196.09	4.02%	92,684,435.45	4.01%	31.81%
Mortar powder materia	Fuel	40,070,146.03	1.32%	29,816,189.96	1.29%	34.39%
Mortar powder materia	manufacturing cost	145,083,607.99	4.77%	110,250,562.86	4.77%	31.59%
Mortar powder materia	transportation cost	173,715,761.66	5.71%	133,826,154.92	5.79%	29.81%
Waterproof engineering	Material cost	742,499,691.00	26.76%	898,820,737.47	26.69%	-17.39%
Waterproof engineering	Labor cost	1,656,713,729.95	59.71%	2,000,665,308.81	59.42%	-17.19%
Waterproof engineering	Mechanical cost	236,886,223.04	8.54%	286,758,704.78	8.52%	-17.39%
Waterproof engineering	Indirect cost	112,816,034.38	4.07%	136,567,587.10	4.06%	-17.39%
Waterproof engineering	Transportation cost	25,899,708.67	0.93%	44,313,802.94	1.32%	-41.55%
Other revenue	Material cost	1,220,040,268.36	82.09%	1,369,182,340.32	81.52%	-10.89%

Other revenue	Labor cost	121,230,858.9 4	8.16%	133,669,877.3 5	7.96%	-9.31%
Other revenue	Indirect cost	109,312,820.9 3	7.36%	121,326,121.9 7	7.22%	-9.90%
Other revenue	Transportation cost	35,579,090.62	2.39%	55,469,016.78	3.30%	-35.86%
Total operating cost		23,117,115.38 1.54		22,418,697.60 8.92		3.12%

Unit: RMB

Product	Item	2023		2022		YoY Change
		Amount	Proportion in Operating Cost	Amount	Proportion in Operating Cost	
Sales of Membranes	Direct materials	8,637,451,477.26	88.89%	8,287,222,734.45	88.89%	4.23%
Sales of Membranes	Direct labor	165,565,312.26	1.70%	155,912,972.69	1.67%	6.19%
Sales of Membranes	Fuel	146,881,266.62	1.51%	130,857,265.86	1.40%	12.25%
Sales of Membranes	Manufacturing cost	307,272,230.47	3.16%	283,434,282.38	3.04%	8.41%
Sales of Membranes	Transportation cost	460,370,147.70	4.74%	465,112,151.56	4.99%	-1.02%
Sales of Coating	Direct materials	5,602,626,344.06	91.86%	5,272,024,958.63	91.88%	6.27%
Sales of Coating	Direct Labor	43,420,211.82	0.71%	39,689,056.86	0.69%	9.40%
Sales of	Fuel	22,384,479.37	0.37%	21,390,751.67	0.37%	4.65%

Coating

Sales of Coating	Manufacturing cost	118,368,449.4 2	1.94%	109,908,080.4 4	1.92%	7.70%
Sales of Coating	Transportation cost	312,040,657.3 7	5.12%	295,039,302.1 1	5.14%	5.76%
Sales of mortar powder materia	Material cost	2,558,718,667.52	84.18%	1,944,755,211.56	84.14%	31.57%
Sales of mortar powder materia	Labor cost	122,168,196.09	4.02%	92,684,435.45	4.01%	31.81%
Sales of mortar powder material	Fuel cost	40,070,146.03	1.32%	29,816,189.96	1.29%	34.39%
Sales of mortar powder material	Indirect Cost	145,083,607.99	4.77%	110,250,562.86	4.77%	31.59%
	Transportation cost	173,715,761.66	5.71%	133,826,154.92	5.79%	29.81%
Waterproof Engineering	Material cost	742,499,691.00	26.76%	89		

Other revenue	Material cost	1,220,040,268. 36	82.09%	1,369,182,340. 32	81.52%	-10.89%
Other revenue	Labor cost	121,230,858.9 4	8.16%	133,669,877.3 5	7.96%	-9.31%
Other revenue	Indirect Cost	109,312,820.9 3	7.36%	121,326,121.9 7	7.22%	-9.90%
Other revenue	Transportation cost	35,579,090.62	2.39%	55,469,016.78	3.30%	-35.86%

Explanation

No

(6) YoY Changes to the Scope of Consolidated Financial Statements

Yes No

New subsidiaries established this year: Qingyuan Boyu Real Estate Investment Co., Ltd., Changdao Oriental Yuhong Waterproof Technology Co., Ltd., Wuhan Oriental Yuhong Jinghong Technology Engineering Co., Ltd., Oriental Yuhong Investment (SINGAPORE) (Pte.) Ltd., Inner Mongolia Oriental Yuhong New Materials Co., Ltd., Oriental Yuhong Home Technology Co., Ltd. and Zhejiang Oriental Yuhong Waterproof Technology Co., Ltd.

Subsidiaries canceled or disposed of this year: Zhejiang Oriental Yuhong Technology Development Co., Ltd. and Shanghai Welltech New Materials Co., Ltd.

(7) Significant Change or Adjustment to Principal Activities, Products or Services in the Reporting Period

Applicable Not applicable

(8) Major Customers and Suppliers

Major Customers

Top five customers' sales (RMB)	1,601,194,766.86
Proportion of top five customers' sales in total annual sales	4.88%
Proportion of sales to related parties among top five customers' sales in total annual sales	0.00%

Information of Top 5 Customers

Serial Number	Customer Name	Sales (RMB)	Proportion in Total Annual Sales
1	Customer 1	485,966,459.82	1.48%
2	Customer 2	326,454,210.12	0.99%
3	Customer 3	316,840,987.32	0.97%
4	Customer 4	243,210,176.80	0.74%
5	Customer 5	228,722,932.79	0.70%
Total	--	1,601,194,766.85	4.88%

Other information of major customers

Applicable Not applicable

Information of Major Suppliers

Purchase amount from top 5 suppliers	4,828,463,223.52
Proportion of purchase from top 5 suppliers in total annual purchase	22.97%
Proportion of purchase from related parties among top five suppliers in total annual purchase	0.00%

Information of Top 5 Suppliers

Serial Number	Supplier Name	Purchase Amount (RMB)	Proportion in Total Annual Purchase
1	Supplier 1	1,535,144,829.64	7.30%
2	Supplier 2	882,263,856.49	4.20%
3	Supplier 3	836,093,633.73	3.98%
4	Supplier 4	816,719,175.55	3.88%
5	Supplier 5	758,241,728.10	3.61%



Beijing Oriental Yu

<p>Development and application of high heat reflective polymer modified asphalt waterproofing membranes and systems</p>	<p>Through the research on many key technologies for "the development and application of high heat-reflective polymer modified asphalt waterproofing membranes and systems", this project has developed products and supporting waterproofing systems that meet market demand, comply with standards and specifications, and are technologically advanced. The other two products under this project are the high heat reflective PE film polymer modified asphalt waterproofing membrane with anti-radiation technology and the high heat reflective mineral layer polymer modified asphalt waterproofing membrane with high heat reflectivity mineral granule covering material, which have excellent</p>	<p>The project has been completed and recognized as an international leading level technology.</p>	<p>To develop a high heat reflective building roof waterproofing system and its construction method, forming a high heat reflective PE film polymer modified asphalt waterproofing membrane with the technical characteristics of a composite high heat reflective barrier and a high heat reflective function with a reflectivity of >70% high heat reflective mineral layer polymer modified asphalt waterproofing membrane covered with mineral granules, and to build 2 production lines of modified asphalt waterproofing membrane for high heat reflective roofing systems, reaching an annual production capacity of 20 million square meters. To develop technical specifications for its construction and application. To break</p>	<p>With the implementation of the "double carbon" policy, countries around the world are actively formulating mid- and long-term development goals and policies towards lower carbon buildings. Roofing system engineering is also bound to develop in the direction of lower carbon, safer and more durable, and easier to construct and maintain. This project establishes the overall goal of the research and development of high heat reflective PE film polymer modified asphalt waterproofing membranes and high heat reflective mineral granular polymer modified asphalt waterproofing membranes. This project is in line with China's energy conservation, environmental protection and "double carbon" policies, which is</p>
---	---	--	---	--



Key technologies and applications of high-adhesion water-based polymer asphalt waterproof coatings and their composite waterproofing systems

and their composite waterproofing systems through the development and industrialization of key technologies for emulsified modified asphalt and emulsions, including material structure and composition design, industrial production processes and key technologies for engineering construction applications. It has high viscosity, is easy to spray, highly adhesive and difficulty to peel off. It solves the problem that water-based coatings are easy to stick to the flat surfaces and easy to apply on curved surfaces. It breaks through the technical barriers of anti-slip when combined with coiled materials. The project designed and built a fully enclosed, pressure-adjustable water-

The project has been completed and recognized as an international leading level technology.

asphalt waterproof coating developed by this project meets the ASTM D1227/D1227M-13 (2019) standard and JC/T 408-2005 "Water-emulsible asphalt-based waterproof coating" standard requirements, and has the following characteristics: The waterproof coating prepared through formula design has excellent bonding properties with the base lar

	<p>based asphalt coating production line, which improved the quality of coating production and construction. This forms a set of high-bond composite waterproofing production and construction processes and a complete set of product standards and engineering technical specifications to achieve large-scale product promotion, engineering application and industrialization to meet market demand.</p>		<p>adjustment system is designed. The product has high storage viscosity and is easy to spray. The wet film can reach 0.8mm without sagging in one application, which solves the problem of sagging of water-based asphalt waterproof coatings.</p> <p>3. A fully enclosed, pressure-adjustable water-based asphalt coating production line was built, which improved the film-forming quality of coating construction.</p> <p>4. The project designed a "coating + asphalt membrane" water-based cold construction composite waterproofing system and technology that can be used on roofs and underground side walls of buildings. It overcomes the problems that normal water-based asphalt coatings cannot be used for basement side wall waterproofing and is</p>	<p>conducive to protecting the health of on-site operators and the environment of the construction site.</p> <p>As the country further promotes green building materials, the product market has broad prospects.</p>
--	--	--	--	---



			<p>easy to stick to feet. The technology expands the product's application areas.</p>	
--	--	--	---	--

Building exterior wall waterproof and vapor permeable coatings and systems	<p>Thirty years ago, professionals in foreign countries have proposed that water (liquid/gaseous water) is a key factor in making buildings more energy-saving, durable and healthy. Therefore, building exterior walls need to meet waterproofing and vapor permeability requirements.</p>	<p>The project has been completed and entered the market, and won the first prize in the Technological Innovation Cate]</p>
	<p>Subsequently, GB 50574-2010 "Unified Technical Specifications for the Application of Wall Materials" and "Exterior Wall Exterior Insulation Technology and Standards" (2022) both proposed that exterior walls need to be waterproof and breathable, a requirement which current materials and systems cannot meet. The GB55030-2022 "General Specification for Waterproofing of Buildings and Municipal Engineering", which</p>	

	<p>was officially implemented on April 1, 2023, stipulates that the design of exterior walls must add a waterproof layer, so the R&D of waterproof and breathable building exterior wall materials and systems is imperative.</p>		<p>regulations has been formed and used in engineering application demonstration.</p>	<p>Buildings and Municipal Engineering" was implemented. It eliminates low-end counterfeit for the customers, and is truly leading the industry progress, bringing positive social influence.</p>
--	---	--	---	---

MALE

The project aims to
take the technical
problem of high
dosage of VOC in
epoxy materials used
for ceramic

Key technologies and
industrialization for
the preparation of
body-type epoxy
resin ceramic tile

grouting epoxy resin ceramic tile

North Star

	<p>glue for decoration to prevent cracking".</p> <p>Based on the above, we aim to formulate corporate standard and construction technical regulations for "Tile Seaming Materials" and ultimately realize the industrialization of the serial body-type epoxy resin ceramic tile beauty seam materials and optimize its application, so as to provide a more environmentally friendly and applicable systematic tile seaming solution for indoor and outdoor decoration.</p>		<p>properties of the material must be significantly improved.</p> <p>To build modified epoxy resin and modified curing agent production lines, and fully automatic production lines for serial body-type epoxy resin ceramic tile caulking material to realize technological industrialization. To form and apply technical regulations for the construction of different seaming systems for kitchen & bathroom, balcony & terrace, and for floor heating.</p>	
--	--	--	---	--

Key technologies and applications for the preparation of dust-free flexible cement-based adhesive for ceramic large slabs

This project aims to develop a high-performance, efficient dust-suppressing flexible cement-based adhesive for ceramic large slab through research on the structure and composition design of key raw materials and research on dust-free technology. The aim is to build a dust-free ceramic large slab adhesive production line with an annual output of 200,000 tons, forming efficient homogenization technology and equipment technology. Another aim is to develop indoor dry room] uipm

			<p>3. To form a variety of paving system structures, develop construction technical regulations and supporting tools, and carry out engineering applications.</p> <p>on-site operators and the environmental protection of the construction site, and is in line with national energy conservation, emission reduction, and green environmental protection and other industrial development policies.</p>
--	--	--	---

This topic is a national key research and development plan topic during the “14th Five-Year Plan”. In view of the major problems of frequent leakage and

Key application technologies for high-performance inorganic waterproof materials, adaptive adjustable materials



Beijing Oriental Yuhong Waterproof Technology Co., Lu



Research-Application
chain in the fields of
intelligent product
performance
evaluation and
healthy building
materials,
accelerating the

polyurethane paving materials, including water-based primer, Polyurethane primer, one-component adhesive, highly elastic foaming middle layer, reinforcement layer, interface agent, self-grained surface layer, spray particle surface layer, water-based topcoat and other materials. According

This project achieved breakthroughs on a series of technical barriers of

ENUS

18

Complete set of polyurethane paving system technology and its application in the field of sports flooring

to the needs of the site, the above materials can be combined into a complete hybrid and breathable polyurethane track systems and silicon PU court systems.

The project has been completed and promoted in the market.

Through the research on process conditions and equipment, large-scale production can be achieved. The engineering application helps formulate construction technical regulations. This

patterns.
technical area



	such as schools, stadiums, rest sports venues and fitness trails.			
--	---	--	--	--



Beijing Oriental Yu



ERGM

Research and application of ultra-low energy consumption building systems in extremely cold areas

This project is the improvement and attempt of Woniushan's HEEC near-zero energy consumption building system integrated EPC supply system in extremely cold areas. The design is based on building shape coefficient control, building light environment/wind environment simulation, overall building energy consumption calculation, building component optimization, fresh air scheme configuration and no thermal bridge design. Using efficient non-transparent envelope structure insulation system, high-performance doors and windows, efficient fresh air heat recovery system, good air tightness and no thermal bridge design, it establishes

The project has completed the demonstration project application and completed data monitoring in a winter operation.

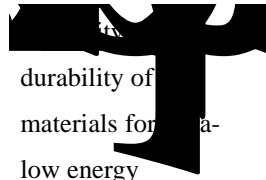
With the application of ultra-low energy consumption system in extremely cold areas, this project greatly reduces heating energy consumption in

calculation shows that saves 60%

The project has completed the demonstration project application and completed data monitoring in a winter operation.

tightness and energy efficiency

1400



durability of
materials for ultra-
low energy
consumption systems
in cold areas.
It uses the energy
consumption
monitoring platform
to monitor various
parameters such as
insulation, doors and
windows, and indoor
environment under
actual operating
conditions. By
analyzing and
studying the
monitoring data, the
ultra-low energy
consumption building
technology system in
extremely cold areas
are improved and
œd n

	2023	2022	Flux (%)
Number of R&D staff	527	505	4.36%
The number of R&D staff as a proportion of the total number of the Company's staff	4.14%	4.01%	0.13%
Education composition of R&D staff			
Bachelor's degree	336	315	6.67%
Master's degree	154	154	0.00%
Doctor's degree	37	36	2.78%
Age composition of R&D staff			
Under 30 years old	207	207	0.00%
30~40 years old	259	242	7.02%
Above 40 years old	61	56	8.93%

Amount of R&D investment (yuan)	605,651,087.44	556,315,937.11	8.87%
The proportion of R&D investment in operating income	1.85%	1.78%	0.07%
Amount of capitalized R&D investment (yuan)	0.00	0.00	0.00%
The proportion of Capitalized R&D investment in the total R&D investment	0.00%	0.00%	0.00%

Unit: RMB

Item	2023	2022	YoY Change
Sub-total of cash inflows from operating activities	34,465,042,866.49	34,865,456,463.45	-1.15%
Sub-total of cash outflows from operating activities	32,361,845,226.88	34,211,443,699.49	-5.41%
Net cash flows from operating activities	2,103,197,639.61	654,012,763.96	221.58%
Sub-total of cash inflows from investing activities	2,262,244,315.10	2,366,800,677.83	-4.42%
Sub-total of cash outflows from investing activities	4,080,115,167.81	7,095,446,591.35	-42.50%
Net cash flows from investing activities	-1,817,870,852.71	-4,728,645,913.52	61.56%
Sub-total of cash inflows from financing activities	7,434,090,942.77		

Net cash flows from financing activities	-1,554,811,858.47	-1,029,280,402.41	-51.06%
Net increase in cash and cash equivalents	-1,263,691,078.09	-5,117,810,225.40	75.31%

Explanations for Main Reasons of Significant YoY Change

Applicable Not applicable

1. Net cash flow generated from operating activities during the Reporting Period was RMB 2,103,197,639.61, up 221.58% year-on-year mainly due to the decrease in cash paid for sales of goods and rendering of services.
2. The net cash flow generated from investing activities was -1,817,870,852.71 yuan, an increase of 61.56% over the same period last year, mainly due to the decrease in cash for the purchase and construction of fixed assets, intangible assets and other long-term assets.
3. Net cash flow from financing activities was RMB1,554,811,858.47, down 51.06% year-on-year mainly due to the decrease in cash borrowing received by the company.
4. The net increase in cash and cash equivalents increased by 75.31% compared with the same period last year. The main reasons for the increase are: 1) The net cash flow generated from operating activities has increased. 2) The net cash flow generated from investing activities and financing activities has increased. 3) Although the net cash flow generated from financing activities decreased year-on-year, but the cash increase from operating and investing activities is greater than the decrease in financing activities. That above reasons resulted in a year-on-year net increase in cash and cash equivalents.

Explanation for

t uorn

December 31, 2022

January 1, 2022

	Amount	Proportion in Total Assets	Amount	Proportion in Total Assets	Change of	Explanations for Significant Change
Cash and Bank Balances	9,119,500,669.37	17.82%	10,539,216,758.55	20.83%	-3.01%	No significant change
Accounts receivable	9,568,035,962.61	18.70%	10,878,566,767.30	21.50%	-2.80%	No significant change
Contract assets	2,330,825,043.75	4.55%	3,039,361,835.80	6.01%	-1.46%	No significant change
Inventories	2,510,642,499.99	4.91%	1,574,778,289.08	3.11%	1.80%	No significant change
Long-term Equity Investment	81,333,251.92	0.16%	199,982,208.47	0.40%	-0.24%	No significant change
Fixed Assets	10,452,504,002.75	20.43%	8,563,291,329.36	16.93%	3.50%	Resulting from the acquisition of new fixed assets in the current year
Construction in Progress	1,369,715,204.57	2.68%	2,049,330,481.21	4.05%	-1.37%	No significant change
Right-of-use assets	200,044,186.47	0.39%	169,202,828.43	0.33%	0.06%	No significant change
Short-term borrowings	4,998,624,477.30					

liabilities						
-------------	--	--	--	--	--	--

Foreign assets account for a material proportion

Applicable Not applicable

2. Assets and Liabilities Measured at Fair Value

Applicable Not applicable

Unit: RMB

Item	Opening Balance	Gains (Losses) From Changes in Fair Value in the Current Year	Accumulated Change of Fair Value Recorded into Equity	Accrued Impairment	Purchase Amount	Selling Amount	Other Changes	Closing Amount
Financial Assets								
1.Held-for-trading financial assets (excluding derivative financial assets)	607,088,73 1.43	- 914,595.62			29,726,051 .50			635,900,18 7.31
4.Other equity instrument investment	285,181,76 7.02		- 52,300,706 .74		23,000,000 .00			255,881,06 0.28
Subtotal of financial assets	892,270,49 8.45	- 914,595.62	- 52,300,706 .74	0.00	52,726,051 .50	0.00	0.00	891,781,24 7.59

		10,01		21,000.06		262,33
financial assets	\$			0.00		8.19
Subtotal of above items	954,858,69 4.28	10,930,453 .26	- 52,300,706 .74	262,33 50		1,154,353, 585.78
Financial liabilities	0.00					0.00

Other changes

No

W

16

VII. Analysis of Investment

1. Overall Analysis

Applicable Not applicable

Total Investment During the Reporting Period	Total Investment of Previous Year	Flux (%)
1,126,685,365.86	1,017,183,801.82	10.77%

The Company shall comply with the requirements of disclosure stated in

2. Significant equity investment during the Reporting Period

Applicable Not applicable

Unit: RMB

Investee	Principal Business	Investment Mode	Amount of Investment	Percentage of shares holding	Source of funds	Partner	Investment Horizon	Product Type	Progress as of the end of the reporting period	Expected Income	Gains and losses for the reporting period	Whether a litigation is involved	Disclosure Date (if any)	Disclosure Index (if any)

Xinjiang Architectural Design and Research Institute Co., Ltd.	Construction industry, municipal industry and landscape engineering design, engineering consulting, foundation and foundation engineering professional contracting, etc.	Capital Increase	31,000,000.00	4.50%	Own Funds	Xinjiang Financial Investment Co., Ltd.	Long-term	Construction industry, municipal industry and landscape engineering design, engineering consulting, foundation and foundation engineering professional contracting, etc.	Completed	1,034,499.01	1,034,499.01	No		
--	--	------------------	---------------	-------	-----------	---	-----------	--	-----------	--------------	--------------	----	--	--

Yichang
Chen
gfa
Oriental
Yuhong
Build
ing
Material
Tech
nolog
y Co.,
Ltd.

R&D of
new
material
technolo
gy,
manufact
uring
and sales
of
construct
ion
waterpro
ofing
membra
ne and
rubber
products

C
ap
ita
l 9- -
In
cr
ea
se

Ya'an Xinyuhong Waterproof Technology Co., Ltd.	Manufacturing and sales of construction waterproofing membrane and coating products; subcontracting, etc.	Capital Increase	1,960,000	49.00%	Own Funds	Ya'an Xinyuhong Trading Co., Ltd.	Long-term	Manufacturing and sales of construction waterproofing membrane and coating products; subcontracting, etc.	Completed	725,324.23	725,324.23	No		
Ziyan Airport Yuhong Waterproof Engineering Co., Ltd.	Engineering construction; professional construction operation; construction subcontracting	Capital Increase	490,000.00	49.00%	Own Funds	Ziyan Airport Investment Group Co., Ltd.	Long-term	Engineering construction; professional construction operation; construction subcontracting	Completed	83,941.23	83,941.23	No		



Leizh
ou Manufac
Devel turing
opme and sales
nt of
Orien construct
tal ion
Yuhon waterp
ng
Build
ing
Mater
ials
Tech
nolog
y Co.,
Ltd.

Huizhou Industrial Investment Yuhong Construction Technology Co., Ltd.	Construction engineering design; power generation & transmission and supply (distribution); engineering construction; residential interior decoration, etc.	Capital Increase	1,470,000.00	49.00%	Own Funds	Huizhou Industrial Energy Investment Co., Ltd.	Long-term	Construction engineering design; power generation & transmission and supply (distribution); engineering construction; residential interior decoration, etc.	Completed	114,073.42	114,073.42	No		
--	---	------------------	--------------	--------	-----------	--	-----------	---	-----------	------------	------------	----	--	--


Shanghai Yue Da New Material Technology Co., Ltd.	Sales of thermal insulation materials, refrigeration and air-conditioning equipment, machinery and equipment, and construction & decoration materials, etc.	Capital Increase	2,333,500.00	25.00%	Own Funds	Cai Xinhua	Long-term	Sales of thermal insulation materials, refrigeration and air-conditioning equipment, machinery and equipment, and construction & decoration materials, etc.	Completed	290,192.40	290,192.40	No		
---	---	------------------	--------------	--------	-----------	------------	-----------	---	-----------	------------	------------	----	--	--


<p>Sales of thermal insulation, anti-corrosion, building decoration materials</p> <p>Huizhou Gangwan Yuhong New Material Technology Co., Ltd.</p>	<p>; sales of coatings (excluding hazardous chemical products); sales of waterproofing membrane products; sales of building materials and sound insulation materials, etc.</p>	<p>680,000.00</p>	<p>34.00%</p>	<p>Own Funds</p>	<p>Petrochemical Investment Group Co., Ltd.</p>	<p>Long-term</p>	<p>of thermal insulation, anti-corrosion, building decoration materials; sales of coatings (excluding hazardous chemical products); sales of waterproofing membrane products;</p>
---	--	-------------------	---------------	------------------	---	------------------	---



Suso
ng
Orien
tal
Yuhong
ng
Const
ructio
n
Mater
ials
Tech
nolog
y







Orien
tal
Yuhong
Waterproof
Technology
Group
Co.,
Ltd.





Manufac
 turing
 and sales
 of
 machiner
 y for
 N
 e
 wl
 y-
 es - he
 ta
 bl
 is
 he
 d
 nt
 robots;
 retail of
 hardware
 products,
 etc.



Sichu
an
Orien

Jilin Oriental Yuhong Construction Materials Technology Co., Ltd.	New material technology development, consultation, exchange, transfer and promotion services; wholesale of building materials; sales of green building materials; wholesale of decoration materials (excluding paint); wholesale of coatings, etc.	N ewly established	1,000.00	100.00%	Own Funds	No	Long-term	New material technology development, consultation, exchange, transfer and promotion services; wholesale of building materials; sales of green building materials; wholesale of decoration materials (excluding paint); wholesale of coatings, etc.	Completed	-	-	No		
										124.25	124.25			

Beijing Oriental Yuhong Anticorrosion Technology Co., Ltd.	Sales of anti-corrosion materials, building materials, building decoration materials, machinery and equipment; leasing of machinery and equipment; contracting projects, etc.	Newly added	8,473,246.30	67.90%	Own Funds	No	Long-term	Sales of anti-corrosion materials, building materials, building decoration materials, machinery and equipment; leasing of machinery and equipment; contracting projects, etc.	C	6,881,633.01	6,881,633.01	No		
--	---	-------------	--------------	--------	-----------	----	-----------	---	---	--------------	--------------	----	--	--

Xion g'an Orien tal Yuhong Build ing Tech nolog y Co., Ltd.	Building materials research and develop ment, promotio n, sales, waterpro of anticorro sion and insulatio n engineeri ng services, architect ural decoratio n engineeri ng construct ion services	N e wl y- es ta bl is he d	2,500 ,000. 00	100.0 0%	Own Fund s	No	Long -term	Building materials research and developm ent, promotio n, sales, waterpro of anticorro sion and insulation engineeri ng services, architectu ral decoratio n engineeri ng constructi on services	C o m pl et e d	- 291,0 87.45	- 291,0 87.45	No		
---	--	---	----------------------	-------------	------------------	----	---------------	--	-----------------------------------	---------------------	---------------------	----	--	--



Manufac
turing
and sales
of
wa

Orien
tal
Yuhong
ng
Const
ructio
n
Mater
ials
Co.,
Ltd.

Tianjin Hongyue Cloud Technology Co., Ltd.	Sales of mechanical parts and components, building materials, building decoration materials, cement products, waterproofing membrane products, insulation materials and anti-corrosion materials	None	5,000,000.00	100.00%	Own Funds	No	Long-term	Sales of mechanical parts and components, building materials, building decoration materials, cement products, waterproofing membrane products, insulation materials and anti-corrosion materials	Completed	13,233,393.63	13,233,393.63	No		
--	--	------	--------------	---------	-----------	----	-----------	--	-----------	---------------	---------------	----	--	--

Hongsheng (Beijing) New Energy Technology Co., Ltd.	Energy storage technology services; sales of solar power generation products; project management services; project cost consulting business; import and export of goods; manufacturing and sales of photovoltaic equipment and components; R&D of electromechanical coupling systems	Newly established	28,270,000.00	100.00%	Own Funds	No	Long-term	Energy storage technology services; sales of solar power generation products; project management services; project cost consulting business; import and export of goods; manufacturing and sales of photovoltaic equipment and components; R&D of electromechanical coupling systems	Completed	796,807.84	796,807.84	No		
---	--	-------------------	---------------	---------	-----------	----	-----------	--	-----------	------------	------------	----	--	--

Oriental Yuhong Pipe Technology Co., Ltd.	Manufacturing and sales of glass fiber reinforced plastic products; coatings (excluding hazardous chemicals); waterproofing membrane products, etc.	Newly established	40,000,000.00	100.00%	Own Funds	No	Long-term	Manufacturing and sales of glass fiber reinforced plastic products; coatings (excluding hazardous chemicals); waterproofing membrane products, etc.	C	-	3,480,458.71	-	3,480,458.71	No
---	---	-------------------	---------------	---------	-----------	----	-----------	---	---	---	--------------	---	--------------	----

Various engineering construction activities; import and export of goods (including technology; import and export agency; construction engineering design

19,000,000.00
100.00%
Own Fund

Long-term
-term
goods and technology; import and export agency; construction engineering design

Completed

CO.
Г
bbor
C
KH
I²
M
H\ 101

6

Λ 9

Yangzhou Oriental Yuhong New Materials Co., Ltd.	Construction engineering, manufacturing and sales of coatings and waterproofing membrane products;	Newly established	43,370,000.00	100.00%	Own Funds	No	Long-term	Construction engineering, manufacturing and sales of coatings and waterproofing membrane products;	Completed	-	-	2,372,280.85	2,372,280.85	No		
--	--	-------------------	---------------	---------	-----------	----	-----------	--	-----------	---	---	--------------	--------------	----	--	--

Xuzhou Oriental Yuhong New Materials Co., Ltd.	R&D of new material technology; manufacturing and sales of sealing packing; production of fireproof sealing materials; manufacturing of rubber products; new material technology promotion services, etc.	Newly established	50,000,000.00	100.00%	Own Funds	No	Long-term	R&D of new material technology; manufacturing and sales of sealing packing; production of fireproof sealing materials; manufacturing of rubber products; new material technology promotion services, etc.	Completed	-	-	1,656,973.89	1,656,973.89	No
--	---	-------------------	---------------	---------	-----------	----	-----------	---	-----------	---	---	--------------	--------------	----

Fujian Oriental Yuhong Building Materials Technology Co., Ltd.	Construction engineering, manufacturing and sales of coatings and waterproofing membrane products;	Newly established	450,000.00	90.00%	Own Funds	Fuzhou Industrial Investment Group Co., Ltd.	Long-term	Construction engineering, manufacturing and sales of coatings and waterproofing membrane products;	Completed	-	-	No		
										607,461.74	607,461.74			

Cangzhou Oriental Yuhong Construction Technology Co., Ltd.	Manufacturing of waterproofing membrane products; manufacturing and sales of thermal insulation and sound insulation materials; manufacturing of lightweight building materials; manufacturing and sales of rubber products; etc.	None	50,000.00	52.00%	Own Funds	Cangzhou Transportation Development (Group) Co., Ltd.	Long-term	Manufacturing of waterproofing membrane products; manufacturing and sales of thermal insulation and sound insulation materials; manufacturing of lightweight building materials; manufacturing and sales of rubber products; etc.	Completed	0.00	0.00	No	
--	---	------	-----------	--------	-----------	---	-----------	---	-----------	------	------	----	--

Oriental Yuhong North American LLC	Researching about Waterproof Materials	China	66,598,280.00	100.00%	Own Funds	No	Long-term	Researching about Waterproof Materials	China	-	-	25,254,727.09	25,254,727.09	No
Hubei Yuhong Xingfa New Materials Co., Ltd.	Manufacturing of sealant; sales of special chemical products (excluding hazardous), building material, synthetic and building decoration material, etc.	China	3,188,899.84	69.09%	Own Funds	Hubei Xingfa Silicon Materials Co., Ltd.	Long-term	Manufacturing of sealant; sales of special chemical products (excluding hazardous), building material, synthetic and building decoration material, etc.	China	5,343,397.17	5,343,397.17			No
Total	--	--	1,126,685,365.86	--	--	--	--	--	--	41,063,194.87	41,063,194.87	--	--	--

3. Significant non-equity investment during the Reporting Period

Applicable Not Applicable

4. Investment in financial assets

(1) Securities investment

Applicable Not Applicable

There is no securities investment during the Reporting Period.

(2) Investment in derivatives

Applicable Not Applicable

There is no investment in derivatives during the Reporting Period.

5. Use of

Applicable Not Applicable

(1) Use of

Applicable Not Applicable

o 126q

Unit: RMB 10,000

Year of raised fund	Financing Mode

invested in projects. As of December 31, 2023, the company's raised funds of RMB 5,839,130,700 have been used in various projects in total (R) Surplus retained capital of RMB 1,874.95 million. Of the raised funds RMB 204.531 million is used to permanently replenish working capital. The unused raised funds amounting to RMB 74.3087 million. The raised funds of RMB 92,821,700 were stored in a special account, including RMB 74,308,700 of raised funds, RMB 15,410,100 of interest in the special account after deducting handling fees, and other payable issuance expenses of RMB 3,102,900.

(2) Utilization of Promised Projects of Raised Capital

Applicable Not applicable

Unit: RMB 10,000

mp 2 n f

Polymer waterpro of rolling material construc tion project of Oriental Yuhong Waterpr oof Technol ogy Co., Ltd.	No	6,567.57	6,567.57	0	6,143.3	93.54%	Decemb er 31, 2021	1,965.61	Yes	No
--	----	----------	----------	---	---------	--------	--------------------------	----------	-----	----



Automat
ic
producti
on line
upgrade
project,
with an
annual
producti

ns										
Huadu producti on base project of Guangd ong Oriental Yuhong Building Material Co., Ltd.	No	116,521. 61	116,521. 61	10,347.7 2	54,693.7 5	46.94%	Decemb er 31, 2025	12,750.4 7	Yes	No
Producti on base project of Baoding Oriental Yuhong Building Material Co., Ltd	No	30,815.8 7	30,815.8 7	1,959.51	30,890.7 2	100.24 %	Decemb er 31, 2021	2,602.25	Yes	No

Oriental Yuhong Hainan Yangpu Green New Materials Comprehensive Industrial Park Project.	No	32,449.89	32,449.89	4,625.33	14,891.03	45.89%	December 31, 2022	1,644.17	Yes	No
Production base project of Chongqing Oriental Yuhong Building Material Co., Ltd.	No	45,686.33	45,686.33	2,215.43	25,584.44	56.00%	December 31, 2023	8,490.18	Yes	No
Production base project of Nantong Oriental Yuhong Building Material Co., Ltd.	No	27,066.52	6,613.42	906.21	6,716.14			0	N/A	Yes

Producti				
on base				
project				
of Jilin				
Oriental	14,619.9	14,619.9		27.69
Yuhong	No	8	8	
Building				
Material				
Co., Ltd.				

h6.5.

Nonwovens project with annual output of 150,000 tons	No	128,276.24	128,276.24	13,503.2	96,138.63	74.95%	December 31, 2022	7,636.42	Yes	No
Supplement Circulating Funds	No	240,000	240,000	0	239,000	99.58%		0	N/A	No
Permanently replenish working capital	No	0	20,453.1	0	0	0.00%		0	N/A	No
Aggregated amount of affirmative projects	--	800,000	800,000	45,715.86	583,930.75	--	--	46,567.9	--	--
The investment of excessive raised funds										
No		0	0	0	0	0.00%				
Bank loans repaid (if any)	--	0	0	0	0	0.00%	--	--	--	--

Supplementary working capital (if any)	--	0	0	0	0	0.00%	--	--	--	--
Subtotal of overraised capital investment	--	0	0	0	0	--	--	0	-5%	--
Total	--	800,000	45,715.86	583,930.75						

Describe the situation and reasons for the failure to achieve the planned progress and expected benefits by project (including the reasons for the failure to achieve the expected benefits have been achieved

phalt procurement and 25,000 tons of asphalt paints: The fundraising project has scheduled status available on December 31, 2021. The expected benefits have been achieved. However, due to the time-consuming settlement of the project completed, the payment of the planned funds was delayed. Meanwhile, the Company achieved cost reduction of 11.71% through the use of the asphalt paint, process improvement, technology upgrade and independent development to achieve equipment upgrading. Therefore, the raised funds for investment projects have been used as follows:
2. Guangdong Zhongshan Building Materials Co., Ltd. Production Base Project and Chongqing Original Yuhua Building Materials Co., Ltd. Production Base Project: On April 18, 2021, the Company held the 21st meeting of the 8th Board of Directors and the 12th meeting of the 8th Supervisory Board reviewed and approved the "Proposal for the Extension of Partially Raised Funds for Investment Projects". Considering the

Central

“Not applicable” for “whether the expected benefits have been achieved”

“Not applicable” for “whether the expected benefits have been achieved”

Company's production capacity layout has been continuously optimized. Considering the factors such as the current regional strategic planning, business policies, the economic transportation radius of waterproof building material and mortar, logistics costs, inventory scale, and personnel reserves, the current capacity layout is sufficient to cover the current market demand in East China. Therefore, in order to improve the Company's efficiency and shareholders' interests, the Company has decided to change the use of raised funds for the original "New Oriental Yuhong Building Materials Co., Ltd. production base project, and use the remaining raised funds to permanently replenish working capital for the company's daily production and operation activities. On April 12, 2023, the 6th meeting of the company's 8th board of directors and the 4th meeting of the 8th board of supervisors reviewed,

io
the
circumst
ances
where
the
project
fails to
be on
schedule
or reach
expected
income

friend

Change
of the
impleme
ntation
mode of
the
project
funded
by
raised
fund

N/A

Applicable

As of April 6, 2021, before the raised funds were in place, the Company has invested a

Initial
Investm
ent in
Projects
Due to
be
Finance
d by
Raised
Fund
and
Replace
ment of
Raised
Fund



Reason	
Utilization Of Remaining Raised Fund	No
Problems or other circumstances in the use of raised fund and disclosure	No

(3) Change of Investment Projects Financed by Raised Fund

Applicable Not Applicable

Unit: 10,000 RMB

Changed items	Original project	Total investment planned after the change 1	Actual investment during this reporting period	Actual cumulative investment as of the end of the period 2	Investment progress as of the end of the period (3) (2)/(1)	Planned completion date	Benefits achieved during this reporting period	Whether the expected benefits are achieved	Any significant change of feasibility of the projects after the change



Replenishing working capital. Based on the company's production development planning, while taking into account the regional market development and the company's future capacity layout plan, in order to improve the efficiency of the raised funds, the Company agreed to change the use of raised funds for the Nantong Oriental Yuhong Building Materials Co., Ltd. production base project (hereinafter referred to as the "Nantong Project"). The remaining funds raised for the project will be used to permanently replenish working capital. The independent directors and sponsors gave their explicit consent.

Reasons for changes, decision-making procedures and information disclosure (Please be projects specific)

2023 General Assembly for review. For details, please refer to the relevant announcements published on the Company's designated information disclosure media "Securities Times", "China Securities News" and Juchao Information Network (<http://www.cninfo.com.cn>) on April 19, 2024.

plan
bdi

py

1

Description of ~~NA W&DP~~
1/1/2000

Main subsidiaries and holding companies that contribute over 10% of the net profit

Unit: RMB

Company Name	Company Type	Principal Activities	Registered Capital	Total Assets	Net Assets	Operating Revenue	Operating Profit	Net Profit
--------------	--------------	----------------------	--------------------	--------------	------------	-------------------	------------------	------------

Henan Oriental Yuhong Building Materials Co., Ltd.	Subsidiary							
--	------------	--	--	--	--	--	--	--

Shanghai Oriental Yuhong Waterproof Technology Co.Ltd.	Subsidiary	Development, manufacturing, sales and construction of waterproof and anti-corrosion materials and thermal insulation materials	160000000	5,959,352,760.58	1,834,829,396.11	4,520,016,219.34	197,554,974.33	170,810,464.60
Yueyang Oriental Yuhong Waterproof Technology Co., Ltd.	Subsidiary	Development, manufacturing, sales and construction of waterproof and anti-corrosion materials, coatings and cement	110000000	2,490,180,006.61	1,552,710,077.80	1,663,791,512.00	198,048,846.37	170,129,002.38

Tangshan Oriental Yuhong Waterproof Technology Co., Ltd.	Subsidiary	Technology development and sales of building materials, decorative materials, and waterproof construction	150000000	1,188,856,068.54	805,322,318.70	1,839,470,555.04	188,473,266.93	161,536,603.55
--	------------	---	-----------	------------------	----------------	------------------	----------------	----------------

Acquisition or disposal of subsidiaries during the Reporting Period significant influence

Applicable Not applicable

Company Name	Mode of acquisition or disposal of subsidiaries during the Reporting Period	Influence on the Production, Operation and Performance
Sichuan Oriental Yuhong Building Materials Co., Ltd.	Acquisition	No significant influence
Qingyuan Boyu Real Estate Investment Co., Ltd.	Newly established	No significant influence
Changdao Oriental Yuhong Materials,		

q

ha



Zhejiang Oriental Yuhong Waterproof
Technology Co., Ltd. Newly establis

growing W
ma

grow b

(ii). Corpora

1. Business Development

Continue to innovate and upgrade services that are based on China's large market, global development driven, and customer-oriented, strengthen the core competitiveness of the main waterproofing business, achieve deep integration of direct sales and channels through regional integrated management, integrate superior resources, strengthen market coverage, consolidate and improve market share, meanwhile further develop the partnership mechanism, go all out to develop partners, expand and strengthen the engineering market in a gradual manner; take the initiative to expand the field of building materials in civil engineering, and develop retail business with all efforts; cultivate and develop new business sectors such as architectural coatings, building repair, sand technology, and Hongsheng energy while relying on the core resources and capabilities of the main waterproofing business. The company advocates going globally to develop overseas markets, to grow into the world's leading system service provider of building materials in a gradual manner, and to commit itself to becoming "the most valuable company in the global building materials industry."

ii 2

2. Risk Management

Establish risk management system in all respects with improving business operation as a goal, control various business operation and management risks, increase risk awareness and adopt scientific

iii

keep business" to "business led by brand", improve brand value in all respects and build an international brand with global influence.

4. Production and Operation

Prioritize safety and quality, insist on cost leadership, improve Lean Production System, implement multiple initiatives to reduce costs and increase efficiency, and achieve standardization and modernization of production management; optimize the layout of production capacity, improve the efficiency of supply chain operations, and increase the radiation range of products and services; promote the informatization of production and operations, develop smart factories, and provide support for the company's strategic goals.

5. Technological Research and Development

Increase investment in R&D and promote R&D with full efforts to make R&D the real engine of the company's development. Build an efficient R&D platform and an open cooperation mechanism to lead the technological progress of the industry. Continuously develop new products, new technologies and new workmanship, improve the quality and performance of existing products, and improve product varieties and specifications to meet the market demand for the company's waterproofing products and other new business. Take product innovation as the leading drive for overall innovation of production workmanship, equipment and application technology, and construction technology, so as to create top-tier product quality.

6. Human Resources

By implementing the concept of "managing Yuhong by elites", under the central guideline "creating and sharing for all" of human resource management, focus on talent training and management mechanism, continuously departmental, organizational and staff structure, and gradually develop lean, efficient and elite talent management mode to meet the company's development and operation needs.

7. Financial Management

Refined management, to make good

smart factories and industrial Internet platforms to improve production efficiency and build the Company's digital core competitiveness.

On the premise



new fields am

Mortar and Powder Technology Group will upgrade the integrated operation of the mortar and powder factory, focusing on R&D, production, supply, marketing, and service. This will further strengthen and optimize localized integrated operations, optimize production layout, and expand cost leadership advantages. We will further reinforce supply chain managean



B



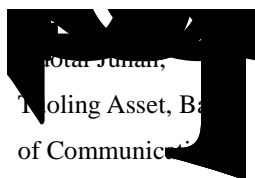
Therefore, if the

product competitiveness and market share.

In the future, the Company will continue to give full play to its advantages in technological innovation, product optimization and upgrading, environmental protection and market development, and continue to enhance the Company's brand impact. At the same time, the Company will invest in the production and R&D projects, continue to optimize the production capacity, and well leverage the Company's advantages in R&D, manufacturing, products, application technology, construction, engineering and technical consulting, thus better meeting the market needs. The stricter industrial regulatory policies will accelerate the elimination of non-standard products and outdated processes and technologies. As the dozl

could affect the Company's operations.

In order to prevent the accounts receivable from turning into bad debts, the Company holds "rjo p



Notar Junan,
Tooling Asset, Ba
of Communic
Schroder Fund,
TEDA Manulife
Fund, Gaoyi Asset,
Minsheng Canadian
Bank Fund, Hanhe
Capital, Minsheng
Financial, Tengyue
Fund, China Life
Asset, Sunshine
Asset Management,
Changshu Management

May 9,2023
Lecture Hall,
Building C,
No. 19,
Kechuang 9th
Street,
Yizhuang
Economic and
Technological
Development
Zone, Beijing
Field research
Attending
institutions



B



China Life Assurance Co., Ltd.

November 8, 2023	Lecture Hall, Building C, No. 19, Kechuang 9 th Street, Yizhuang Economic and Technological Development Zone, Beijing	Field research	Attending institutions	<p>Guotai Junan, Wells Fargo Fund, Ruiyuan Fund, Bank of Communications Schroder Fund, ICBC Credit Suisse Fund, China Universal Fund, Guohai Franklin, Tuoling Asset, Dajia Asset, Runhui Asset, China Europe Fund, Dehong Capital, Bosera Fund, Dacheng Fund, New Think Investment, CCB Fund, Huabao Industrial, Ping An Fund, CITIC Self-operated, Minsheng Wealth, Fidelity Fund, CICC Asset Management, Temasek Investment, Chongyang Investment, Ruijun Asset, Hui'an Fund, CITIC PruFund, First Beijing, Danshui Quan, Zhongan Insurance, China-Europe Ruibo Investment, Xitai Investment, CMB Financial Management, Xinhua Pension Insurance, Golden</p> <p>Introducing how the company will adjust itself in the future in the face of industry fluctuations; introducing the development plan of the engineering construction group; introducing the engineering channel partner management strategy; introducing the future development opportunities of the civil construction group; an introduction to the construction of the company's logistics system; an introduction to the development of the mortar powder business segment; an introduction to the construction repair business segment; introducing how the architectural coatings retail business adjusts itself; an introduction to the company's cost advantages; an introduction to the measures to deal with accounts receivable; an introduction to overseas market expansion.</p>	Details please visit http:// www.c ninfo .lo
---------------------	---	-------------------	---------------------------	---	--



Beijing Oriental Yuhong Waterproof Technology Co., Lu

Chapter IV Corporate Governance

. Overview of Corporate Governance

During the reporting period, the company continuously improved its corporate governance structure, improved internal management and standardized operation in strict accordance with the requirements of the , the , the , the and other relevant laws and regulations of the CSRC and the Shenzhen Stock Exchange, and the governance structure of the company was in compliance with the normative documents on the governance of listed companies issued by the CSRC, continue to improve the corporate governance system and enhance risk-prevention capacity to safeguard the interests of the company and all shareholders. The company's governance structure is in compliance with the regulatory documents issued by the CSRC on the governance of listed companies, and the company's operation and management are carried out in strict accordance with the requirements of each system.

1. Formulation and Completion of Systems

The company strictly complies with the Company Law, the Securities Law and other laws and regulations, departmental regulations and relevant regulations issued by the CSRC and the Shenzhen Stock Exchange, and formulates, revises and improves the corporate governance system to regulate the operation of the company. During the reporting period, the Company formulated, revised and improved the corporate governance system and standardized the operation of the company including the the Articles of Association, Rules of Procedure of the General Meeting of Shareholders, Rules of Procedure of the Board of Directors, System of Annual Report of Independent Directors, and the Management System for Commodity Futures.

2. Shareholders and Shareholders' Meeting

The company regulates the conduct of shareholders strictly in accordance with the Code of Corporate Governance for Listed Companies, the Rules Governing the Listing of Stocks on Shenzhen Stock Exchange and the Articles of Association of the company. The shareholders of the company exercise their rights as shareholders through the general meeting of shareholders, and no direct intervention in the operation and decision-making of the company beyond the general meeting of shareholders and the Board of Directors has occurred. During the reporting period, the company held a total of three shareholders' meetings, the convening and holding procedures, the qualifications of the attendees, the voting procedures, the voting result and the content of the resolutions were in compliance with the relevant provisions of the laws and regulations, the Articles

of Association and the Rules of Procedure for Shareholders' Meetings of the company.

3. Directors and Board of Directors

The 8th session of the Board of Directors of the company has 12 directors, including 4 independent directors. The election procedures of directors, the number of directors and the composition of the Board of Directors of the company are in compliance with the requirements of laws and regulations, and the directors perform their duties diligently and conscientiously

were in compliance with the laws and regulations, the Articles of Association and the Rules of Procedure of the Supervisory Board of the company.

5. Controlling Shareholders and Listed Companies

Shareholders of the company shall abide by the Code of Corporate Governance for Listed Companies, Shenzhen Stock Exchange Self-Regulatory Guidelines for Listed Companies No. 1 - Standard operation of listed companies on the main board and articles of incorporation to regulate their own behaviors. the company maintains independence from the controlling shareholder and the actual controller in terms of personnel, assets, finance, institutions and business, and the Board of Directors, Supervisory Board and other internal bodies of the company operate independently, and the company has independent and complete independent operation.

6. On performance Evaluation and Incentive and Restraint Mechanism

The company is committed to establishing and improving fair and transparent performance evaluation standards and incentive and restraint mechanisms for directors, supervisors and managers. The remuneration packages of the company's senior executives are proposed by the Remuneration and Evaluation Committee of the Board of Directors and considered and decided by the Board of Directors. The appointment of senior executives is open, transparent and in compliance with the laws and regulations.

7. Stakeholders, Environment Protection and Company Social Responsibility

The company fully respects and safeguards the legitimate rights and interests of stakeholders (creditors, employees, customers, suppliers, communities, etc.), attaches importance to the company's social responsibilities, strives to achieve a coordinated balance between the interests of shareholders, employees, society and other parties, and actively cooperates to jointly promote the sustainable and healthy development of the company.

In addition, the company actively fulfills its social responsibilities, takes its own business field as a key area of public welfare support, and gives back to the society in terms of education support, environmental protection, cultural promotion, and social care. Actively advocate and personally participate in public welfare and charity, with practical moves such as thorough promotion of waterproof knowledge in communities, public welfare projects regarding maintenance of housing leakage and relevant activities, the company makes every effort to contribute to the construction of a harmonious living environment.

8. Information Disclosure and Transparency

After the listing of the company, in accordance with the relevant regulations issued by CSRC and Shenzhen Stock Exchange, the company has formulated and improved the

independent operation capability.

1. Property

The company has independent and complete assets, production systems, auxiliary production systems and supporting facilities, and legally owns and has the right to use plants, land, equipment, as well as trademarks, non-patented technologies and other assets related to production and operation. The company has complete and legal property ownership and actual possession of its assets. There are no legal disputes or potential disputes. The company has not provided guarantees for shareholders, the beneficial owner and other enterprises controlled by them with its own assets, interests or reputation. There are no assets or funds being illegally occupied by shareholders, the beneficial

shareholders' units and their related parties.

4. Institutions

The company has independent production and operation and offices, and there is no mixed operation or co-location with the controlling shareholder and other related parties. The company has established an effective and sound corporate governance structure and organizational structure in accordance with the law, and there is no institutional mix-up with the controlling shareholder and other enterprises under its control, nor is there any interference by controlling shareholders and other enterprises under its control in the establishment of the company's institutions, and it has an independent and sound management structure and business operation system.

5. Business

The company is currently a system service provider of construction and building materials with the waterproof business as the core, and other diversified businesses as extension such as civil construction materials, mortar powder, building coatings, energy conservation and insulation materials, adhesives, pipe industry, construction restoration, nonwovens, specialty films, lotion. The company has independent and complete systems for operation and sales, technology R&D, financial accounting, labor and personnel, procurement of raw materials, production and construction, engineering management, and quality and safety management. It also has independent production and operation sites and a complete system for production, supply and marketing, being market-oriented and capable of operating independently.

The company does not rely on controlling shareholders or any other related parties for its business, and there is no competition or unfair affiliated transactions with controlling shareholders, the de facto controller and other enterprises under their control, nor does controlling shareholders use its controlling position to directly or indirectly interfere with the decision-making and production and operation of the company.

III. Competition in the same industry

Applicable Not applicable

IV. Annual general meeting and extraordinary general meeting held during the reporting period

1. Annual general meeting of shareholders in the reporting period

Meetings	Category	Investors' Participation Ratio	Meeting Date	Revealed Date	Resolution

Annual Shareholders Meeting 2022	Annual Shareholders Meeting	41.26%	May 5th, 2023	May 6th, 2023	
----------------------------------	-----------------------------	--------	---------------	---------------	--



--	--	--	--	--	--



--	--	--	--	--	--

1st Extraordinary Shareholders' Meeting 2023	Extraordinary Shareholders' Meeting	41.03%	July 5th, 2023	July 6th, 2023	Considered and approved: 1. ; 2. .
--	-------------------------------------	--------	----------------	----------------	---

Considered and
approved: 1.

; 2.

2nd Extraordinary Shareholders' Meeting 2023	Extraordinary Shareholders' Meeting	40.29%	September 25th, 2023	September 26th, 2023
---	---	--------	-------------------------	-------------------------

					; 5.
					; 6.
					7. ;


2. Preferred shareholders whose voting rights have been restored request an extraordinary shareholders' meeting

Applicable Not applicable

V. About Directors, Supervisors and Senior Managers

1. Basic Information

Name	Title	Working status	Gender	Age	Starting Date of Tenure	Ending Date of Tenure	Starting number of shares held in this period	Shares added in this period	Shares reduced in this period	Other changes of shares	Ending number of shares held in this period	Reasons for increases or decreases in shares
Li Weiguo	Male	Employed	Director, Chairman of the Board	59	October 12th, 2006	September 15th, 2025	571,332,887	0	0	0	571,332,887	-
Xu Limin	Male	Employed	Director, Vice Chairman of the Board	58	October 12th, 2006	September 15th, 2025	72,269,250	0	0	0	72,269,250	-
Xiang Jinming	Male	Employed	Director	60	October 12th, 2006	September 15th, 2025	22,169,323	0	0	0	22,169,323	-
Zhang Zhiping	Female	Employed	Director	53	May 26th, 2016	September 15th, 2025	986,963	0	0	0	986,963	-



Cai Shaoyun	Female	Employed	Independent Director	59	September 14th, 2020	September 15th, 2025	0	0	0	0	0	-
Huang Qinglin	Male	Employed	Independent Director	58	July 29th, 2019	September 15th, 2025	0	0	0	0	0	-
Chen Guangjin	Male	Employed	Independent Director	59	July 29th, 2019	September 15th, 2025	0	0	0	0	0	-
Zhu Dongqing	Male	Employed	Independent Director	69	September 16th, 2022	September 15th, 2025	132,304	0	0	0	132,304	-
Wang Jin	Female	Employed	Supervisor	38	July 29th, 2019	September 15th, 2025	1,000	0	0	0	1,000	-
Wang Jin	Female	Employed	Chairman of the Supervisory Board	38	September 16th, 2022	September 15th, 2025						



Blank page with a white background.

Mr. Xu Limin, a Chinese national born in 1966. He graduated from Peking University with a Bachelor's Degree. He has no permanent residence status outside China's mainland. Xu, one of the main founders of Oriental Yuhong, has successively served as the deputy general manager of Beijing Yuhong Building Waterproof Engineering Co., Ltd. In 1995, he served as the chairman of the board of the main founder of the company since 1998. He is also a vice chairman of the board of Beijing GeoEnviron Engineering and Technology Inc., the executive director of Shenzhen Keir Hanxiang Industrial Co., Ltd. and executive director and manager of Beijing Changyang Jingyuan Technology Co., Ltd. In July 2003, he was honored as one of Beijing's Top Ten Entrepreneurs, Beijing Model Worker in 2005, Top Ten Most Influential People of Zhongguancun in 2012, one of the Most Respected Entrepreneurs in November 2017. He was also on the list of the 2019, 2020 Top 100 CEO of China and was named Ernst & Young's World Entrepreneur of the Year in 2023. He is also the president of China National Building Waterproof Association and a vice president of the China Building Materials Federation.

Mr. Xu Limin, a Chinese national born in 1966. He graduated from Peking University with a Bachelor's Degree. He has no permanent residence status outside China's mainland. Xu, one of the main founders of Oriental Yuhong, has successively served as the deputy general manager of Beijing Yuhong Building Waterproof Engineering Co., Ltd. In 1995, he served as the chairman of the board of the main founder of the company since 1998. He is also a vice chairman of the board of Beijing GeoEnviron Engineering and Technology Inc., the executive director of Shenzhen Keir Hanxiang Industrial Co., Ltd. and executive director and manager of Beijing Changyang Jingyuan Technology Co., Ltd. In July 2003, he was honored as one of Beijing's Top Ten Entrepreneurs, Beijing Model Worker in 2005, Top Ten Most Influential People of Zhongguancun in 2012, one of the Most Respected Entrepreneurs in November 2017. He was also on the list of the 2019, 2020 Top 100 CEO of China and was named Ernst & Young's World Entrepreneur of the Year in 2023. He is also the president of China National Building Waterproof Association and a vice president of the China Building Materials Federation.

m
 ri
 ea of the Technolog
 Lta. he j
 the Distribute

president and one of the directors of the company and serves concurrently as the president of Oriental Yuhong Civil Building Materials Group as well as the marketing director and director of the Marketing Technology Committee of the company.

Mrs. Zhang Ying, a Chinese national born in 1971, holds a Bachelor's Degree in Engineering from East China University of Science and Technology and a Master's Degree in Finance from Renmin University of China. She is a Certified Public Accountant, a Certified Asset Valuer, and a Certified Tax Agent in China. She has no permanent residence status outside China's mainland. From 1993 to 2008, she worked in Jingdu Tianhua Certified Public Accountants (now renamed as Grant Thornton Certified Public Accountants), successively serving as the project manager and deputy manager. From 2008 to 2009 she served as the audit manager of Reanda Certified Public Accountants LLP. Zhang joined Oriental Yuhong as CFO, director, and executive vice president. She is now the director and vice president of the company and a supervisor of Beijing Zhongguancun Bank Co., Ltd.

Mr. Zhang Hongtao, a Chinese national born in 1977, graduated with a Master's Degree from Tianjin University. He has no permanent residence status outside China's mainland. From 1998 to 2004, He worked in the Capital Branch of Tangshan Ceramic Group Co., Ltd. He joined Oriental Yuhong in August 2004, successively serving as the deputy manager of the Finance Department, the manager of the Securities Department with a concurrent post of the representative of securities affairs, and the secretary of the board. Zhang is now the vice president and a director of Oriental Yuhong and is the Executive Director of Northern District

Bachelor's Degree in Law. She has no permanent residence status outside China's mainland. From 2007 to 2009, she worked as a lawyer at Beijing Jingkai Law Firm. She joined Oriental Yuhong in March 2009, successively serving as the manager of the Risk Supervision Department, executive deputy director of the Legal Affairs Center. Wang is now the director and vice president of the company and concurrently serves as the director of Risk Management Center and as well as the president of Construction Materials Group of the company.

Mrs. Cai Zhaoyun, a Chinese national born in 1965, graduated from Xi 'an University of Architecture and Technology.

Certified Public Accountants (Special Ordinary Partnership) from 2012 to 2013; Now Huang is the executive partner and chief partner of CAC CPA Limited Liability Partnership. He also serves as the outside director of State-owned Assets Supervision and Administration Commission of the State Council of PRC, director of The Chinese Institute of Certified Public Accountants(CICPA) and Beijing Institute of Certified Public Accountants, and independent director of Beijing AVIC Technology Co., Ltd.

Mr. Chen Guangjin, a Chinese national born in 1965, graduated from Tianjin University with a Doctoral Degree in Chemical Engineering. He has no permanent residence status outside China's mainland. From 1995 to 1999, Chen served as associate professor and Master's supervisor in China University of Petroleum - Beijing. He has been a professor and doctoral supervisor of China University of Petroleum - Beijing since 2000.

Mr. Zhu Dongqing, born in 1955, professor-level senior engineer, postgraduate, Chinese nationality, without permanent overseas residence. From 1982 to 2015, he served successively as assistant engineer, director, assistant to the general manager, deputy general manager and general manager of China Construction Waterproof Material Company (renamed as China Chemical Building Materials Company and China National Building Material Waterproof Material Company); since 1998, he successively served as China Construction Waterproof Material Company Vice Chairman, Executive Vice Chairman, Secretary-General, and Chairman of the Association; Director of China Fiberglass Co., Ltd. from 1999 to 2002; Member of the Expert Committee of the Ministry of Housing and Urban-Rural Development, director of the editorial board of "China Building Waterproof" magazine, national Director of the Building Waterproof Materials Sub-Bidding Committee, an international member of the American Roofing Association; served as an independent director of Shenzhen Zhuobao Technology Co., Ltd., an independent director of Jiangsu Kailun Building Materials Co., Ltd., an independent director of Beijing Oriental Yuhong Waterproof Technology Co., Ltd., Independent director of Keshun Waterproof Technology Co., Ltd.; current Secretary-General of China Building Waterproof Association and concurrently independent director of Jiangsu Canlun Building Materials Co., Ltd.

2. Supervisors' Profile and Working Experience

The 8th Board of Supervisors sets three supervisors. They are Wang Jing, Zou Menglan and Yan Jialei, while Yan Jialei is the employee supervisor. Their profile and working experience:

Mrs. Wang Jing, a Chinese national born in 1986, holds a Master's Degree. She has no permanent residence status outside China's mainland. She joined Oriental Yuhong in 2014 as the director of securities affairs of the Securities Department and now serves as the manager of the Securities



Beijing Oriental Y

Posts in Shareholding Companies

Applicable Not Applicable

Concurrent Posts in Other Companies

Applicable Not Applicable

Name	Other In-service Company's Name	Other In-service Company's Title	Starting Date of Tenure	Ending Date of Tenure	With or Without Salary
Li Weiguo	Beijing GeoEnviron Engineering & Technology, Inc.	Chairman of the Board	December 1, 2012	January 17, 2025	Yes
Li Weiguo	Shenzhen Keir Hanxiang Industrial Co., Ltd.	Executive Director	September 27, 2016		No
Li Weiguo	Beijing Changyang Jingyuan Technology Co., Ltd.	Executive Director, Manager	April 10, 2017		No
Li Weiguo	China National Building Waterproof Association	President	December 14, 2015	December 6, 2025	No
Li Weiguo	China National Building Waterproof Association	Vice President	October 23, 2020	October 22, 2025	No
Xu Limin	Costar Culture & Media Co., Ltd.	Executive Director	July 19, 2011		No
Zhang Ying					

Cai Zhaoyun	Central Research Institute of Building and Construction Co.,Ltd MCC Group	Chief Expert	December 1, 2018	December 31, 2024	Yes
Cai Zhaoyun	Expert Committee of the National Engineering Construction Standardization and Design	Member of the Committee	March 1, 2011		No
Cai Zhaoyun	Expert Committee of China Construction Metal Structure Association	Member of the Experts' Committee	December 6, 2012		No
Cai Zhaoyun	Expert Committee of ChinaBuilding Waterproofing Association	Deputy Director of the Experts' Committee	May 30, 2018	September 30, 2026	No
Cai Zhaoyun	Industrial Building Branch of the Architectural Society of China	Executive Director	August 1, 2013		No
Cai Zhaoyun	China Steel Construction Society	Guest Executive Director	October 1, 2019	December 31, 2024	No

Cai Zhaoyun	Jiangsu Canlon Construction Material Limited Liability Company	Independent Director	December 28, 2023	December 27, 2026	Yes
Cai Zhaoyun	Duowei Joint Group Liability Company	Independent Director	January 24,2024	January 23,2027	Yes
Huang Qinglin	State-owned Assets Supervision and Administration Commission of People's Government of Beijing Municipality	Executive Partner	November 1, 2013		Yes
Huang Qinglin	State-owned Assets Supervision and Administration Commission of People's Government of Beijing Municipality	Lead Partner	December 9, 2021		Yes
Huang Qinglin	State-owned Assets Supervision and Administration Commission of People's Government of Beijing Municipality	External Director	March 1, 2015		Yes



executives of the company. The remuneration of directors and supervisors shall be implemented after coy

Wang Xiaoxia	Female	48	Director, Vice President	Employed	120	Employed	"
Cai Zhaoyun	Female	59	Independent Director	Employed	10	No	
Chen Guangjin	Male	59	Independent Director	Employed	10	Employed	"

VI. Performance of duties by directors during the reporting period**1. Meetings of the Board of Directors during the reporting period**

Meetings	Meeting Date	Revealed Date	Resolution
5th Meeting of the 8th Board of Directors	January 9th, 2023	January 10th, 2023	Considered and approved: 1

<p>6th Meeting of the 8th Board of Directors</p>	<p>April 12th, 2023</p>	<p>April 13th, 2023</p>	<p>Considered and approved:</p> <p>1</p> <p>2</p> <p>3.</p> <p>4.</p> <p>5</p> <p>6.</p> <p>7.</p> <p>8.</p> <p>9.</p> <p>10</p> <p>11</p> <p>12</p> <p>14</p> <p>15</p> <p>16.</p>
--	-------------------------	-------------------------	---

			17.
			18.
			19.
			20.
			21.
			22.
			; 23.
			;
			24.
			; 25.
			; 26.

7th Meeting of the 8th Board of Directors	April 25th, 2023	April 26th, 2023	Considered and approved: 1. 2
8th Meeting of the 8th Board of Directors	June 6th, 2023	June 6th, 2023	Considered and approved: 1. ; 2. ; 3. ; 4.

9th Meeting of the 8th Board of Directors	June 19th, 2023	June 20th, 2023	Considered and approved: 1. ; 2. ; 3. .
10th Meeting of the 8th Board of Directors	August 9th, 2023	August 10th, 2023	Considered and approved: 1. ; 2. .

<p>11th Meeting of the 8th Board of Directors</p>	<p>September 9th, 2023</p>	<p>September 9th, 2023</p>	<p>Considered and approved: 1. ; 2. ; 3. ; 4. ; 5. ; 6. ; 7. .</p>
---	----------------------------	----------------------------	---





During the reporting period, the company directors strictly adhere to the Company Act, " Securities
 of the Shanghai Stock Exchange, The Articles of Incorporation, Rules of Procedure
 of the Board of Directors and other laws and regulations and the provisions of the regulatory
 documents. The directors diligent and responsible in his or her duties put forward the precious
 opinion on the company's daily management decisions according to the actual situation of the
 company. The directors supervise and promote the implementation of the board of directors'
 resolutions, promote the standardized operation of the company, improve the level of corporate
 governance, guarantee the scientific decision-making of the company, so that the company can
 maintain a high quality and steady development trend. In accordance with relevant regulations, the
 independent directors of the company conscientiously perform their duties, actively attend relevant
 meetings, and seriously review various proposals of the board of directors. Independent directors
 put out fair, unbiased and independent opinions towards matters related to the major issues

as, EDRO

as, EDRO

<p>Strategy Committee</p>	<p>Li Weiguo, Zhu Dongqing, Xu Limin</p>	<p>4</p>	<p>April 1st, 2023</p>	<p>Considered and approved: 1. ; 2. ; 3.</p>	<p>The Strategy Committee carries out its work in strict accordance with the relevant laws and regulations such as the and the and The committee made suggestions based on the actual condition of the company. All proposals have been passed unanimously after thorough discussion.</p>	<p>N/A</p>	<p>N/A</p>
---------------------------	--	----------	---------------------------------------	--	---	------------	------------



its work in strict accordance with the relevant laws and regulations such as the

Considered and approved: 1. and the

Strategy Committee
Li Weiguo,
Zhu Dongqing,
Xu Limin

4

October 16th,
2023

and

The committee made suggestions based

9t n

\ 49 4 4 p

3uE4p3u

Strategy Committee
Li Weiguo,
Zhu Dongqing,
Xu Limin

4

November
8th, 2023

13 7


54
v

6 4

56 c
56 4 4

o40

clp 4



<p>Strategy Committee</p>	<p>Li Weiguo, Zhu Dongqing, Xu Limin</p>	<p>4</p>	<p>November 15th, 2023</p>	<p>Considered and approved: 1.</p>	<p>The Strategy Committee carries out its work in strict accordance with the relevant laws and regulations such as the , and the and . The committee made suggestions based on the actual condition of the company. All proposals have been passed unanimously after thorough discussion.</p>	<p>N/A</p>	<p>N/A</p>
---------------------------	--	----------	---------------------------------------	--	---	------------	------------

<p>Remuneratio n and Appraisal Committee</p>	<p>Huang Qinglin, Chen Guangjin, Li Weiguo</p>	<p>5</p>	<p>April 1st, 2023</p>	<p>Considered and approved: 1. ; 2. and the and 3.</p>	<p>The Remuneratio n and Appraisal Committee carries out its work in strict accordance with the relevant laws and regulations such as the , and the and The committee made suggestions based on the actual condition of the company. All proposals have been passed unanimously after</p>	<p>N/A</p>	<p>N/A</p>
--	--	----------	---------------------------------------	--	---	------------	------------



					thorough discussion.		
--	--	--	--	--	----------------------	--	--



Considered
and
approved: 1.

Remuneration and Appraisal Committee	Huang Qinglin, Chen Guangjin, Li Weiguo	5	April 18 th , 2023
--------------------------------------	---	---	-------------------------------



thorough
discussion

Remuneration and Appraisal Committee	Huang Qinglin, Chen Guangjin, Li Weiguo	5	May 30 th , 2023	<p>Considered and approved:</p> <p>1.</p> <p>; 2.</p> <p>; 3.</p>	<p>The Remuneration and Appraisal Committee carries out its work in strict accordance with the relevant laws and regulations such as the</p> <p>,</p> <p>and the</p> <p>and</p> <p>The committee made suggestions based on the actual condition of the company. All proposals have been passed unanimously after</p>	N/A	N/A
--------------------------------------	---	---	-----------------------------	---	--	-----	-----



				.	thorough discussion.		
--	--	--	--	---	-------------------------	--	--



Beijing Oriental Y



					thorough discussion.		
					; 4.		

<p>Remuneratio n and Appraisal Committee</p>	<p>Huang Qinglin, Chen Guangjin, Li Weiguo</p>	<p>5</p>	<p>November 24th, 2023</p>	<p>Considered and approved: 1. and the and</p>	<p>The Remuneratio n and Appraisal Committee carries out its work in strict accordance with the relevant laws and regulations such as the ' and the N/A and</p>	<p>N/A N/A</p>
				<p>The committee made suggestions based on the actual condition of the company. All proposals have been passed unanimously after</p>		



					thorough discussion.		
--	--	--	--	--	----------------------	--	--

Audit Committee

Huang
Qinglin, Cai
Zhang»



				8.			
					; 9.		

					The Audit Committee carries out its work in strict accordance with the relevant laws and regulations such as the
					,
					and the
Audit Committee	Huang Qinglin, Cai Zhaoyun, Xu Limin	8	April 18 th , 2023	Considered and approved: 1.	and N/A
					The committee made suggestions based on the actual condition of the company. All proposals have been passed unanimously after thorough discussion.

Audit Committee	Huang Qinglin, Cai Zhaoyun, Xu Limin	8	June 12 th , 2023	Considered and approved: 1. ; 2.	The Audit Committee carries out its work in strict accordance with the relevant laws and regulations such as the , and the and . The committee made suggestions based on the actual condition of the company. All proposals have been passed unanimously after thorough discussion.	N/A	N/A
-----------------	--------------------------------------	---	------------------------------	-------------------------------------	--	-----	-----

					The Audit Committee carries out its work in strict accordance with the relevant laws and regulations such as the
				Considered and approved:	
				1.	and the
Audit Committee	Huang Qinglin, Cai Zhaoyun, Xu Limin	8	July 28 th , 2023	; 2.	N/A
					The committee made suggestions based on the actual condition of the company. All proposals have been passed unanimously after thorough discussion.

Audit Committee	Huang Qinglin, Cai Zhaoyun, Xu Limin	8	October 18 th , 2023	Considered and approved: 1.	The Audit Committee carries out its work in strict accordance with the relevant laws and regulations such as the and the and The committee made suggestions based on the actual condition of the company. All proposals have been passed unanimously after thorough discussion.	N/A	N/A
-----------------	--------------------------------------	---	---------------------------------	--------------------------------	--	-----	-----

Audit Committee	Huang Qinglin, Cai Zhaoyun, Xu Limin	8	December 21 st , 2023	Considered and approved: 1.	The Audit Committee carries out its work in strict accordance with the relevant laws and regulations such as the and the and The committee made suggestions based on the actual condition of the company. All proposals have been passed unanimously after thorough discussion.	N/A	N/A
-----------------	--------------------------------------	---	----------------------------------	--------------------------------	--	-----	-----

Audit Committee	Huang Qinglin, Cai Zhaoyun, Xu Limin	8	December 29 th , 2023	Considered and approved: 1.	The Audit Committee carries out its work in strict accordance with the relevant laws and regulations such as the , and the and The committee made suggestions based on the actual condition of the company. All proposals have been passed unanimously after thorough discussion.	N/A	N/A
-----------------	--------------------------------------	---	----------------------------------	-----------------------------	--	-----	-----

VIII. Work of the Supervisory Board

Whether the Supervisory Committee found any risks during the supervision activities in the reporting period

Yes No

The Supervisory Committee has no objection to the supervisory matters during the reporting period.

IX. Overview of Employees

1. Number, professional composition and education level of employees

Number of working employees of parent company at the end of reporting period (persons)	1,729
Number of employees in major subsidiaries at the end of reporting period (persons)	11,007
Total num	29

supervisory

is

employees (persons) subsidiaries reporting period

»nt nt

»nt nt

»nt nt

»nt nt



Master's degree and above	669
Bachelor	5,840
University College and below	6,227
In total	12,736

2. Payment System

The Remuneration and Evaluation C

suppliers to continuously optimize the training platform, enrich the training methods and increase the training content to promote the common growth of employees and the company.

4. Outsourcing Status

Applicable, Not applicable

X. Distribution of company profits and conversion of capital reserve fund into capital stock

Formulation, implementation or adjustment of profit distribution policies, especially cash dividend policies during the reporting period

Applicable Not-applicable

During the reporting period, the company thoroughly developed and implemented the company's profit distribution plan in strict accordance with the requirements of the

the Company's and other relevant laws and regulations.

On May 5th, 2023, the 2022 annual shareholders meeting of the company approved the profit distribution plan for the year 2022. Based on the total share capital of 2,518,464,191 shares on the equity registration date (May 18th, 2023), after deducting the repurchased shares (27,866,756 shares) from the company's repurchase account, a total of 2,490,597,435 shares were distributed as cash dividends of 1.00 yuan (including tax) per 10 shares to all shareholders, totaling 249,0597,43.50 yuan (including tax). And it was completed on May 19th, 2023.

Special Notes on Cash Dividend Distribution Policies

Whether the provisions of the Company's Articles of Association or the requirements of the resolutions made at general meeting are satisfied:	Yes
Whether definite criteria and proportions of dividends distribution are set out:	Yes
Whether relevant decision-making procedures and mechanisms are complete:	Yes
Whether independent directors have performed their duties and played their due role:	Yes

For thosh ● ~



returns:

Whether minm



Cash dividend distribution for the period

If the Company is at the growth stage of development and has significant

Oriental Yuhong (002425.SZ) has a market price of RMB10.77/share, and its restricted stock price is RMB10.77/share. The total restricted stock is 1,492,087,952 shares of Oriental Yuhong when the incentive scheme was signed. 2189 eligible participants were included in the initial grant of the incentive scheme and the price of the restricted stock is RMB10.77/share.

2. The Company revised and improved the "Chapter V Specifics Concerning Incentive Scheme", "VI. Conditions for Granting and Vesting Restricted Stock", "Performance Appraisal at Company Level" and "Sound and Reasonable Setting of Appraisal Indicators" in the abstract were explained. Commitment that repurchasing shares will not damage the debt performance ability and sustainable operation ability of listed companies. of

and its summary announced on September 21, 2019, finalizing the

(hereinafter referred to as the

) and its summary, and was deliberated and passed on September 27, 2019 at the Company's 6th meeting of the 7th Board of Directors and the 6th meeting of the 7th Board of Supervisors

3. From September 27, to October 8, 2019, the company publicized the names and positions included in the third restricted stock incentive scheme within the company only through internal office system. As of the expiration of publicity period, no objection was received.

On October 15, 2019, the Company held the 3rd extraordinary general meeting of shareholders in 2019 to deliberate on passing the

December 12, 2019. According to the relevant provisions of the *Company Law of the People's Republic of China*, the implementation of the Company's restricted stock plan would have certain impacts on the Company's financial position and operating results for the next few years. After calculation, it was estimated that the total incentive cost of 27.36 million restricted stocks initially granted to eligible participants was RMB 353,294,700. The cost amortization of restricted stocks from 2019 to 2023 is shown in the following chart:

Restricted shares granted (10,000 shares)	Total amortized expenses (RMB10,000)	2019 (RMB10,000)	2020 (RMB10,000)	2021 (RMB10,000)	2022 (RMB10,000)	2023 (RMB10,000)
2,736.25	35,329.47	2,504.55	17,198.58	8,967.31	4,751.49	1,907.55

The amortization costs will be listed in recurrent profit and loss, which will reduce current net profit accordingly. The final impact of the above on the Company's financial position and operating results shall be subject to the annual audit report issued by the accounting firm.

6. On October 26, 2020, the Company held the 21st meeting of the 7th Board of Directors and the 16th meeting of 7th Board of Supervisors, deliberated on and passed

. Considering the company's 2019 Equity Distribution Scheme: based on the company's existing total share capital of 1,569,784,697 shares, RMB 3 in cash was distributed to all shareholders for every 10 shares (including tax). The rights and interests had all been distributed on June 1, 2017.

Since the cash bonus in 2016 was distributed to the eligible/retiring



Beijing Oriental Y

al S... W... hnology... A... 23
an... lete... eva... ures... pre... ite... arv...
... extr... et...
8. ... 2020, ... any held ... the ... ordinary ... eh... meeting ... to
deli... pa...

. According to the relevant provisions of the third restricted

TO

2020
CP
ESSS

The company's annual equity distribution plan for 2020 is as following:based on the total share capital of date of record (May 28th, 2021) of 2,523,561,412 shares, a cash dividend of RMB 3.00 (tax inclusive) will be distributed t

Restricted shares granted (10,000 shares)	Total amortization expenses (RMB10,000)	2019 (RMB10,000)	2020 (RMB10,000)	2021 (RMB10,000)	2022 (RMB10,000)	2023 (RMB10,000)
2,535.94	32,743.13	2,345.19	16,069.57	8,168.60	4,395.25	1,764.53

The amortized cost will be charged under the current profit and loss, which will

of

divid the co ste before the ce es in th rd

ve the o 6 ar

15. On August 29, 2022, the co of I

32nd meeting of the 7th Board of Supervisors respectively, to deliberate and pass

According to the


relevant provisions of the ~~TERMINAL INCENTIVE~~ Incentive Schedule, due to

accords which not the



Beijing Oriental Y





et

ra

Proposal

Adjusting

the

mp

annual e

in d

2020 was

sed o

total

U

Y

U

Granted shares Ten thousand share	Total share payment expenses (Ten thousand yuan)	2021 (Ten thousand yuan)	2022 (Ten thousand yuan)	2023 (Ten thousand yuan)	2024 (Ten thousand yuan)	2025 (Ten thousand yuan)
4,395.26	57,203.46	17,517.63	19,949.13	12,103.22	6,173.66	1,459.82

The above-mentioned cost measurement and amortization are based on the principle of accounting prudence, without considering

stock option incentive scheme on April 20, 2023. On May 12, 2023, as of the expiration of the first exercise period, the total number of shares exercised was 13,782, and the total number of shares held by 2,000 incentive objects. Among the incentive objects, 518 incentive objects have resigned, and given up all the stock options granted to them. At yet

distribution scheme was implemented, 1.00 yuan in cash (tax inclusive) was distributed to all shareholders for every 10 shares. The company did not give out bonus shares or converted capital reserve into share capital. According to the provisions of the 2021 Stock Option Incentive Scheme, the exercise price should be adjusted accordingly should any such matter occur as dividend distribution, capitalization of capital reserve, stock dividend distribution, share splitting, rights issue or share reduction before exercise. Therefore, the exercise price of the 2021 Stock Option Incentive Plan was adjusted from 48.39 yuan/share to 48.29 yuan/share.

(III) Implementation of the Restricted Stock Incentive Scheme in 2023

1. On June 6th, 2023, the Company held the 8th meeting of the 8th Board of Directors and the 6th meeting of the 8th Board of Supervisors, respectively, which deliberated and passed the 2023 Restricted Stock Incentive Scheme (Draft) of Beijing Oriental Yuhong Waterproof Technology Co., Ltd. and its summary as well as other proposals. The incentive tool used in this incentive scheme was restricted stock, with the stock source being the company's own repurchase of the company's shares from the secondary market and the class A-share stock issued to the incentive object. This incentive scheme intended to grant 80,877,270 restricted shares to the incentive object, accounting for about 3.2114% of the company's total share capital of 2,518,464,191 shares when the draft incentive scheme was announced. Among them, 64,701,820 shares were granted for the first time, accounting for about 80.% of the total rights granted this time. 16,175,450 shares were reserved for grant, accounting for about 20% of the total rights granted this time. A total of 7,266 incentive objects were involved in the first grant with the grant price for restricted shares being 13.86 yuan/share.

2. In light of the real situation, the company adjusted the "List of Incentive Objects of Beijing Oriental Yuhong Waterproof Technology Co., Ltd. 2023 Restricted Stock Incentive Scheme" which was announced on June 6, 2023. In order to better play the incentive role of this scheme, the company revised Beijing Oriental Yuhong Waterproof Technology Co., Ltd. 2023 Restricted Stock Incentive Scheme (Draft) and its abstract such as "Article 5 and Article 6, Paragraph 1 of Special Tips", "Chapter 4 Determination Basis and Scope of Incentive Objects, Paragraph 1 of the Scope of Incentive Objects", "Chapter 5 Specific Contents of Incentive Scheme, Paragraphs 1 and 3 of the Target Stock of Incentive Scheme, and Restricted Stock Distribution of Incentive Objects", the related contents of "Chapter V Specific Contents of Incentive Plan (VI), Company Level Performance Assessment Requirements for Granting and Removing Restricted Stock Conditions" and "Chapter V Specific Contents of Incentive Plan (VIII), Accounting Treatment of Restricted Stock (II)" to form "Beijing Oriental Yuhong Waterproof Technology Co., Ltd. 2023 Restricted

Stock Incentive Scheme (Revised Draft)" (hereinafter referred to as "2023 Restricted Stock Incentive Scheme") and its related contents. It was deliberated and approved by the 11th meeting of the 8th Board of Directors and the 8th meeting of the 8th Board of Supervisors on September 8th, 2023.

3. From September 9 to 18, 2023, the company publicized the names and positions of the incentive objects of the restricted stock incentive plan in 2023 through the internal office system. As of the expiration of the publicity period, there was no objection raised.

4. On September 25th, 2023, the company announced

5. The company has established the "2023 Restricted Stock Incentive Scheme" and the "2023 Restricted Stock Incentive Scheme" is in line with the relevant laws and regulations.

6.



Name	Title	Number of Stock Options Held at the Beginning of the Year	Number of Stock Options Granted During the Reporting Period	Number of Exercisable Shares During the Reporting Period	Number of Exercised Shares During the Reporting Period (RMB /share)	Number of Stock Options Held at the End of the Reporting Period	Market Price at the End of the Reporting Period (RMB /share)	Number of Restricted Shares

Zhang Hongtao	Director, Vice President	74,207	2,904	0.00%
Wang Xiaoxia	Director, Vice President	267,147	10,891	0.00%
Yang Haocheng	Director	361,143	14,522	0.00%
	Vice President	361,143	14,522	0.00%
Xu Wei	CFO	222,622	9,076	0.00%

dies (or otherwise) no longer suitable to continue to participate in the Plan, the management committee established by the Company's Employee Stock Ownership Plan will dispose of the shares of the holder in accordance with the

the Chairman of the Company, the other three committees are chaired by independent directors. The president is responsible to the Board of Directors for ensuring the normal operation of the Company by directing.

The Audit Committee of the Board of Directors, the Board of Supervisors and the Audit Department have evaluated the internal control at the company level and in important business processes, further improved the internal control documents and the internal control system, formed and improved the institutional framework of corporate governance, which provide a good guarantee for the effective operation of the Company's internal control. The existing internal control system of the Company complies with the requirements of national laws, regulations and securities regulatory authorities, covers the main aspects of the Company's operation and management, and meets the current production and operation needs of the Company. It is continuously and strictly implemented in the Company's operation and management, and plays a fine control and preventive role in each process and link of the Company's operation, thus effectively enhancing the standardized operation of the Company and promoting the high-quality and sound development of the Company.

During the reporting period, the company evaluated the effectiveness of internal control as of the benchmark date mentioned in the internal control evaluation report in line with the standard system of business internal control as well as evaluation method concerning internal control, coupled with the daily supervision and special supervision over internal control. The Company's operations, businesses and matters within the evaluation scope and the high-risk areas covered the key elements of the company's operation and management, with no significant omissions. According to the identification of internal control deficiencies of the benchmark date of the internal control evaluation report, the company has no major internal control deficiencies in either financial reports or non-financial reports.

The company has found no deficiencies in reporting.

Yuhong

XIII Non-financial Report of the Board of Directors of the Subsidiaries

13

XIV. Internal Control Self-Evaluation Report or Internal Control Audit Report**1. Internal control self-evaluation report**

Date of disclosure of the full internal control attestation report	April 14,2024	
Full disclosure index of internal control assurance report	http://www.cninfo.com.cn	
Total assets of units included in evaluation as a percentage of the total assets of the company's consolidated financial statements	98.00%	
The ratio of the operating revenues of the units included in the evaluation to the operating revenues of the company's consolidated financial statements	98.00%	
Defect Identification Standards		
Category	Financial Report	Non-financial Report



Significant Deficiencies in Non-Financial Report	No
--	----

The accounting firm issued an internal control audit report with non-standard opinions

Yes No

The internal control audit report issued by the accounting firm is consistent with the self-evaluation report of the board of directors

Yes No

XV. The rectification of self-examination problems in the special actions of listed company governance

Not applicable

Chapter V Environmental and Social Responsibility

I. Major Environmental Issues

Whether the listed company and its subsidiaries belong to the key pollutant discharge units announced by the environmental protection department

Yes No

Environmental protection related policies and industry standards

1. Waste gas

For Tiandingfeng Nonwovens Co.,Ltd., the organized waste gas emission of gas-fired boilers (hereinafter referred to as "Tiandingfeng Company") shall be subject to the standards for key control areas in Table 2 of the

(DB37/2374-2018) (nitrogen oxides shall not exceed 100mg/m³, sulfur dioxide 50mg/m³,

PM 10mg/m³) The organized waste gas emission of production workshops shall be subject to

Part VII of the (DB37/2801. 7-2019): Other

Industrial Requirements (the emission concentration of non-methane hydrocarbons (NMHC) shall not exceed 40mg/m³); The unorganized NMHC and particulate matters at the factory boundary shall be subject to the standard in Table 2 of the

(GB16297-1996) (particulate matters shall not exceed 1.0 mg/m, and NMHC shall not exceed 4.0 mg/m³).

2. Noise

Tiandingfeng Company shall be subject to the Class 2 standard under the Emission Standard for Industrial Enterprises Noise at Boundary (GB12348--2008) (no exceeding 60 dB in daytime and no exceeding 50 dB at night).

3. Wastewater

Tiandingfeng Company does not generate any industrial wastewater, and its domestic wastewater shall be subject to the Grade A standard under the

(GB/T31962-2015) (PH: 6.5-9.5, BOD5 does not exceeding 350mg/L, COD not exceeding 500mg/L, ammonia nitrogen not exceeding 45 mg/L, and suspended solids not exceeding 400 mg/L).

4. Solid waste

General industrial solid waste shall be subject to the

(GB18599-2001) and the standard set out in its 2013

revision sheet; Hazardous wastes shall be subject to the Standard for Pollution Control on Hazardous Waste Storage (GB18597-2001) and the provisions of its revision sheets.

Environmental Protection Administrative License

In accordance with the (Order No. 736) issued and implemented by State Council on March 1, 2021, the guiding standards and requirements National Environmental Protection Standard of the People's Republic of China (

issued and implemented by the Ministry of Ecology and Environment on February 20, 2020, Tiandingfeng Company has conducted strict self-examination and in production facilities, product output, points of pollution generation, treatment facilities, permitted discharge volume of major pollutants, self-monitoring, environmental management records, etc., and submitted an application for sewage discharge permission in July 2020, and received a sewage discharge permission in December of the same year, which is valid for three years. Due to new workshop and process change, Tiandingfeng Company had submitted an application changing for sewage discharge permission in March 2022, and received a sewage discharge permission in July of the same year, which is valid for five years. Due to the replacement of gas-fired boilers, Tiandingfeng Company applied to change the pollutant discharge permit in November 2022, which was approved in June 2023, with a validity period of 5 years.

During the reporting period, Tiandingfeng Company entrusted Shandong Barui Environmental Protection Technology Co.,Ltd. to conduct monitoring. After comparison and acceptance, the boiler online monitoring equipment was qualified.

Industry emission standards and details of pollutant emission involved in production and business activities

Name of company or subsidiary	Types of main pollutants and characteristic pollutants	Names of main pollutants	Emission mode	Number of emission outlets	Distribution of





Beijing Oriental Yu

Oriental ... g Waterpro ... hology Co., ... ual Re ... 2023
meth ... sulfur ... n, thus ... ke meets ... low emission requirements; Domestic sewage is
tre ... se ... an ... ch ... t ... n ... g ... ag ... at Plant with
emission is up to the standard; Tiandingfeng entrusts a qualified third party to legally dispose of the
waste lubricating oil generated from the overhaul without causing pollution.

Environmental Self-Monitoring Program

Tiandingfeng Company completed the preparation of the ...
... in accordance with the standards and
specifications and registered the same with the local environmental protection bureau under the
registration number 371424-2022-025-L; the company also completed the preparation of the
ECC/A

and registered the same with the local environmental protection bureau under the
registration number ZWR2022-122.

Risk assessment: Tiandingfeng Company did not use dangerous chemical processes. It has installed
automatic control valves and other automatic control facilities in relevant positions, and established
strict operating procedures; substances potentially causing atmospheric (or water) environmental
risk are mainly heat transfer oil, etc. They were stored and used in accordance with the
specifications; the alarming devices, fire-control facilities and monitoring equipment for storage
tanks and pipelines were complete; Necessary emergency materials were in position; there were
environmental protection management units and personnel, and a complete environmental
management and emergency management system with emergency personnel. Therefore, after
implementing rectification measures, the company's environmental risks are controllable and
acceptable.

Precautions:

1. Strengthen emergency preparedness, and inspect and maintain, on a regular basis (once a month),
the emergency equipment of Tiandingfeng Company, such as surveillance cameras, transmission
cables, monitors, explosion-proof emergency tools, liquid level gauges, etc., to ensure normal
functioning of equipment, and regularly update emergency equipment as necessary.
2. Inspect and maintain the emergency facilities on a regularly basis (once every half year) to ensure
that the facilities are in good condition.

eedna

require staff members to pass relevant exams before taking their positions, so as to prevent human errors.

5. Carry out regular emergency drills and training and require all emergency personnel to familiarize themselves with their responsibilities and the actions and measures they should take in relation to emergency response, and to master the use of emergency equipment, and know well about basic knowledge of self-protection and first aid and rescue.

6. Register and keep record of hazardous substances and environmental risk sources, and conduct regular testing and evaluation. Strengthen the inspection and management of production facilities and storage sites, gain real-time knowledge of and collect information on the types and



en

pollution control devices and... l, ... efficient inventory... to-oxidation UV
laminated activated carbon... m...
amm... and... required for boiler... must gas...
environmental protection facilities and equipment. The company...
... al tax requirements and regularly paid the environmental...
compliance.

Measures taken to reduce its carbon emissions during the reporting period and the effectiveness

Applicable Not applicable

The company actively deepens the high-quality development of energy efficiency
and low carbon, actively explores the path of sustainable development, promotes
conservation, environmental protection and energy conservation. The company
conservation and emission reduction business model, and the manufacturing model,
business model and manvi...

1 2

sbbo sc

62 s


9222 116

1112

emll

lre

lre s



the total carbon emission at the operating level (scope 1-2) for the whole year standing at 687,200 tons of carbon dioxide equivalent.

The company implemented an innovative incentive mechanism to encourage employees to creatively carry out carbon emission reduction work, and reduce carbon emissions at the company's operational level through energy saving, equipment renovation and installation of renewable energy. The company has continued to study and develop low-carbon environmental protection products and services gp

insulation coating is a product specially used for reflective thermal insulation of building peripheral structure surface, a product that can be widely used in building renovation and exterior wall decoration. This product can reflect mainly in high-energy infrared region, with low thermal conductivity and good thermal insulation performance, which can effectively reduce building temperature. Fuda's new product-FD ultra-low thermal conductivity insulation board adopted environment-friendly foaming agent technology, nano-graphite modification technology, unique extrusion foaming process and environment-friendly macromolecular flame retardant technology, which can be widely applied in energy-saving and insulation fields such as residential buildings, industrial buildings and cold chains and cold storage.

The company continues to improve its environmental management system, promote education and awareness of environmental protection, and promote environmental responsibility in the supply chain. It continues to take "green production and low-carbon environmental protection" as its management principle, and advances the regular, systematic and standardized environmental management so as to further quantify its environmental management performance and evaluate its environmental impact in concrete terms; the Company employs advanced techniques to reduce emissions and actively promotes the use of advanced pollutant treatment techniques and governance facilities such as Regenerative Thermal Oxidizer (RTO) in production and logistics bases, including energy-saving and emission reduction projects such as waste heat recovery from tail gas of moisture exhaust fans, VOC waste gas collection and treatment, and comprehensive wastewater purification and discharge; it actively promotes the application of clean energy and increases the deployment of rooftop distributed photovoltaic power generation and electricity storage projects in production and logistics bases. With the commitment of becoming a resource-saving and environment-friendly enterprise, adhering to the prioritized concept of carbon neutrality, the Company is making bold steps to develop new business models, and insisting on green management from the source; to achieve clean and green production sites, the Company has created green services through work-site standardized and intelligent operations, and various green technologies to construct green buildings, contributing with practical actions to the national climate action goals of "carbon peaking, carbon neutrality".

Administrative penalties for environmental issues during the reporting period

Company or subsidiary	Reason of Penalties	Violation	Penalty	Impact on the listed company	Rectification measures
None	None	None	None	None	None

Other environmental information that should be disclosed

No

Other information related to environmental protection

Guided by the green concept, the company builds Yuhong's green system (green design, green products, green factories, and green supply chain) and establishes and improves management objectives and assessment mechanisms for safety and environmental protection, energy conservation and emission reduction, and social responsibility. Xianyang, Puyang, Tangshan, Yueyang, Qingdao, and Xuzhou factories

II. Social Responsibility

The Company has formulated and disclosed the Sustainable Development Report 2023. For details, please refer to reports of Shanghai Stock Exchange (<http://www.sse.cn>) and <http://www.cninfo.com.cn> (April 9, 2024).

III. Consolidation and Revitalization of Rural Areas

Revitalization

The Company sticks to its mission of "building a livable and safe environment for human beings and the society", to continue to contribute to the construction of a beautiful rural settlement. In the aspect of consolidation and expanding the movements in poverty alleviation and revitalization, the Company comprehensively promoted the implementation of relevant plans and measures at enterprise level and actively provided support for poverty alleviation and rural revitalization in various ways, such as assistance to village, diagnosis and treatment of leakage, donation, humanitarian care, post-disaster reconstruction, support for science and education, as well as launch a series of theme activities on a Environment Day. By doing so, we can fully practice corporate social responsibility.

Case 1: Participating in the Village & Enterprise Assistance Project

In April, 2023, Oriental Yuhong Vocational Skills Training School actively participated in the assistance activities organized by the Human Resources and Social Security Bureau of Shunyi District, Beijing. They went to Kezuozhongqi and Balinzuoqi in Chifeng City, Inner Mongolia for discussion on employment assistance, skills upgrading and vocational education cooperation. They also went to Wulanhada Village, Longchang Town, Balinzuoqi to express condolences to villagers and donate supplies for office purposes and daily materials to the village committee and villagers.

The company insisted on promoting the partnership between villages and enterprises to drive rural revitalization. Tangshan Factory carried out the "Green Enterprises Supporting Agriculture" picking activity in Nanxin Zhuang Village, and showed great care for the senior Party member in Nansun Zhuang Town with donated materials, and actively supported the assistance activities of the Youth League Committee in Fengnan District of Tangshan City, signed an agreement regarding village enterprises' assistance, and practiced in "Ten Thousand Enterprises Supporting Ten Thousand Villages" as well



g Ori
Annua

water of ma
the wider communit
special treatment for
projects for the roofs

important deeds that was most pres
Home Service Chengdu Operation Center
technical level of property
leakage, in so on.

Case 3 good deeds and donation bring love and warm.

Dea subsidiary of the company, organized the "Colorful Childhood Happy Junes1 Visit to
An Elementary School" activity, brought gifts with great care, creative games

bring life joys to the children

to c
2000. 8
161
KBP5000D32, n 81011

2 0 91.9 5

9 0 6 6 I

92

and Powder Technology
work in December 2023
Province, an activity that
areas.

Case 5 Supports scientific
technological innovation.
In September 2023, the
University under the auspices
at supporting the development
and better advancing its teaching

Case 6: Carry out the theme
carbon environmental protection
As one of the co-organizers

participated in the earthquake relief
County, Linxia Prefecture, Gansu
in the earthquake-stricken

personnel training and scientific and
lecture hall of Friends of Peking
Foundation. The donation was aimed
Materials Science and Engineering,
for training.

convey the concept of green low-carbon
in the "Rainbow World Green



and schools.



Beijing Oriental Yuhong Waterproof Technology Co., Ltd.

IPO or seasoned equity offering	Li Weiguo	Undertakings related to horizontal competition, connected transactions and uses of funds	
---------------------------------------	-----------	---	--

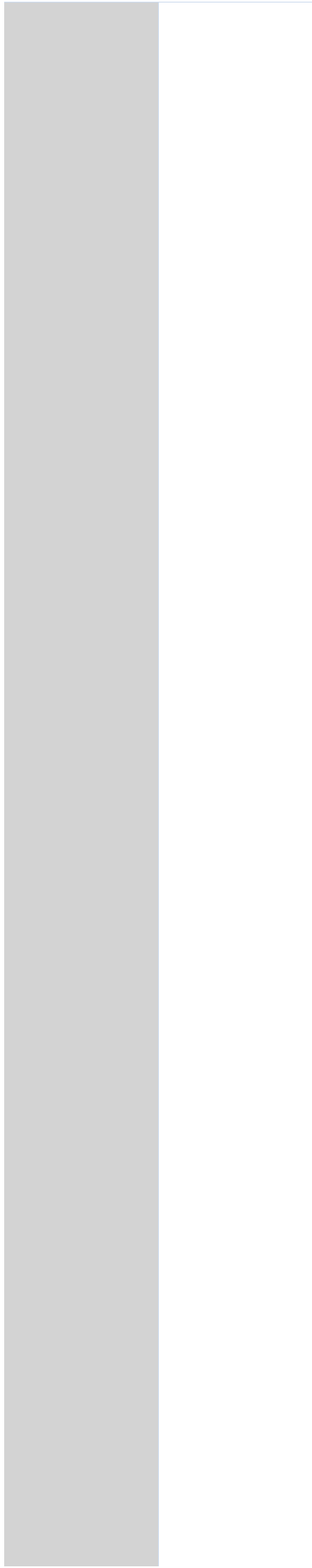
			<p>neither I nor my other subsidiaries conduct horizontal competition with Oriental Yuhong; I will not and will guarantee to urge my other subsidiaries not to invest in the same or similar production and operation as Oriental Yuhong, establish or acquire operational institutions including subsidiaries and branches that engage in the same or similar businesses as Oriental Yuhong in the future, or initiate, operate and develop or help initiate, operate and develop any</p>			
--	--	--	--	--	--	--

			<p>me or my other subsidiaries or introduced from abroad or co-developed with others; where I or my other subsidiaries propose to sell any other assets, businesses or equity related to the production and operation of Oriental Yuhong, Oriental Yuhong has the right to purchase first; I guarantee that I myself will, and my other subsidiaries, as urged by me, will offer terms which are no less favorable than those offered to any independent third parties when selling</p>			
--	--	--	---	--	--	--

relevant assets
or businesses.
For any
violations of
the
undertakings
above, I am


	<p>Beijing Oriental Yuhong Waterproof Technology Co.,Ltd.</p>	<p>Other undertakings</p>	<p>The Board of Directors will strictly abide by the "Company Law", "Securities Law", "Administrative Measures for the Issuance of Securities by Listed Companies" and other laws and regulations as well as relevant CSRC regulations, and promise that starting from the date of listing of private placement shares: . the Company will publish regular reports that are true, accurate, complete, fair and timely, disclose all information that has a significant impact on investors, and</p>	<p>August 18, 2014</p>	<p>Pe</p>
--	---	---------------------------	---	------------------------	-----------

			<p>accept the supervision and administration of CSRC and Shenzhen Stock Exchange; .</p> <p>the Company will promptly release public clarification after noticing any misleading messages that may impact the stock price are circulated in any public media; . The directors, supervisors, and senior management of the company will carefully solicit input and criticism from the public and will not resort to any acquired inside information and other improper means to</p>			
--	--	--	---	--	--	--



directly or
indirectly
engage in the
stock market


			<p>Compensation Committee is linked to the implementation of the Company's remediable measures. 5. If the Company implements equity incentive in the future, the exercise conditions of the Company's equity incentive to be announced will be linked to the implementation of the Company's remediable measures. For any violations of the undertakings above that cause losses to the company or shareholders, I shall bear corresponding liabilities in accordance with the law.</p>		
--	--	--	---	--	--



The Company's directors and senior management Li Weiguo, Xu Limin, Xiang Jinming, Zhang Zhiping, Zhang Ying, Zhang Hongtao, Yang Haocheng, Wang Xiaoxia, Cai Zhaoyun, Huang Qinglin, Chen Guangjin, Qu Peihua(resigned), Wang Wenping, Xu Wei, Zhang Bei

Undertakings to adopt remediable measures for the dilution of current returns as a result of issuance of private placement shares

1. Do not interfere with the Company's business management activities exceeding the position and encroach on the Company's interests; 2. From the CSRC of the undertakings to the completion of the Company's current private placement of A shares, if the CSRC makes other new



			<p>of the CSRC.</p> <p>For any violations of or refusal to fulfill the undertakings above, I agree that regulatory authorities including the CSRC and SCE may impose relevant penalties on me or take relevant administrative measures in accordance with relevant regulations.</p>			
--	--	--	---	--	--	--

	<p>The Company's controlling shareholder and de facto controller Li Weiguo</p>	<p>Undertakings to adopt remediable measures for the dilution of current returns as a result of issuance of private placement shares</p>	<p>1. Do not interfere with the Company's business management activities exceeding the position and encroach on the Company's interests; 2. From the date of the undertakings to the completion of the Company's current private placement of A shares, if the CSRC makes other new regulatory requirements for remediable measures and undertakings, and the above undertakings fail to meet the requirements of the CSRC, I promise that I will issue a supplementary commitment in accordance with the latest requirements</p>	<p>October 16, 2020</p>	<p>Permanent</p>	<p>Ongoing strict performance</p>
--	--	--	---	-------------------------	------------------	-----------------------------------



undertakings	
Detailed specific reason for not fulfilling all undertakings within the due period (if any) and the plan for next steps shall be provided	N/A

2. If profitability is forecast for the Company's assets or projects and the reporting period is within profitability forecast period, the Company explains the assets or projects accounting for the original profitability forecast and its reasons.

Applicable Not applicable

II. Non-operating capital occupation of listed companies by controlling shareholders and stakeholders

Applicable Not applicable

During the reporting period of the Company, no non-operating capital occupation of listed company occurs by controlling shareholders and stakeholders.

III. Illegal External Guarantee

Applicable Not applicable

The Company did not have illegal external guarantee during the reporting period.

IV. Explanations of the Board of Directors on the Non-Standard Audit Report findings



Beijing Oriental Yuhong Waterproof Technology Co.,

Consolidated balance sheet items (December 31, 2023)	Impact Amount
Undistributed profit	1,136,897.93
Minority interest	-14,159.01

Consolidated income statement items (Year 2023)	Impact Amount
Income tax expense	464,653.32
Net profit attributable to shareholders of parent company	-440,939.32
Minority shareholder gains and losses	-23,714.00

The impact of the implementation of the above accounting policies on the consolidated balance sheet on December 31, 2022 and the consolidated income statement for 2022 is as follows:

Consolidated balance sheet items (December 31, 2022)	Before adjustment	Adjusted amount	After adjustment
Deferred tax assets	697,047,337.37	34,993,282.69	732,040,620.06
Deferred income tax liabilities	10,532,512.91	33,329,909.24	43,862,422.15
Surplus reserves	543,827,204.85	44,907.49	543,872,112.34
Undistributed profits	14,120,949,080.02	1,608,910.97	14,122,557,990.99

Consolidated balance sheet items (December 31, 2022)	Before adjustment	Adjusted amount	After adjustment
Minority shareholders' equities	381,302,537.09	9,554.99	381,312,092.08

Consolidated income statement items (2022)	Before adjustment	Adjusted amount	After adjustment
Income tax expenses	485,551,157.18	-1,042,471.30	484,508,685.88
Net profit attributable to shareholders of the parent company	2,120,297,575.39	1,056,253.88	2,121,353,829.27
Minority shareholders' interests	-2,454,377.40	-13,782.58	-2,468,159.98



Consolidated balance sheet items

(J)



XII. Penalties and rectifications

Applicable Not applicable

No penalties or rectifications occurred during the reporting period.

XIII. The credibility of the company and its controlling shareholders and actual controllers



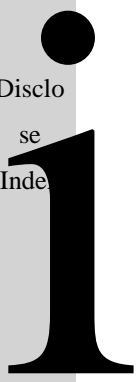
Applicable Not applicable

XIV. Substantive affiliated transaction

1. Connected Transaction Related to Day-to-day Operations

Applicable Not applicable

Party of Connected Transaction	Association Relationship	The Types of Connected Transaction	The Content of Connected Transaction	Pricing Principle of Connected Transaction	Connected Transaction Amount (RMB 10,000)	Percentage in the Same Type of Transaction	Approved Transaction Amount	Exceeding the Approved Amount Yes/No	Settlement Method of Connected Transaction	The Market Price of Same Type of Transaction Available	Disclosure Date	Disclosure Index



Beijing GeoEnviron Engineering & Technology, Inc.	Same Contractor	Purchase Goods and Receive Services	Purchase Materials and Complete Sets of Equipment	Adopt Fair and Just Market- based Principles	Market Price	71,38 5.74	2.52%	81,00 0	No	Bank Wire	0.713 8574 million yuan	December 22 2022	http://www.cninfo.com.cn
Total				--	--	75,57 8.88	--	89,00 0	--	--	--	--	--
Details of Large Sales Return				No									
Actual performance during the reporting period (if any) of the estimated total amount of the upcoming day-to-day connected transactions in the current period by category				It is expected that the Company and its wholly-owned company sold products, provided labor services, purchased goods and received labor services to Beijing GeoEnviron Engineering & Technology, Inc. in 2023 with a total transaction volume of no more than RMB890 million yuan, and the actual total transaction amount stood at RMB755.7888million yuan(tax included) by 2023.									
Reasons for the Huge Gap Between the Transaction Price and Market Reference Price (If Applicable)				No									

2. Connected Transactions Occurred During the Acquisition and Sale of Assets or Shares

Applicable Not applicable

No connected transaction of the acquisition and sale of assets or shares occurred during the reporting period.

3. Connected Transaction for Joint Foreign Investment

Applicable Not applicable

No connected transaction of joint foreign investment occurred during the reporting period.

4. Associated Rights of Credit And Liabilities

Applicable Not applicable



Co.,Ltd										
Hunan Qinglong Building Materials Co., Ltd.	2022/04/14	250		44,664		Joint liability guarantee		Three Years	No	No
Hunan Hechuang Construction Co., Ltd.	2022/04/14	250		44,664		Joint liability guarantee		Three Years	No	No
Hunan Youyoule Construction Labor Service Co., Ltd.	2022/04/14	250		44,664		Joint liability guarantee		Three Years	No	No


Hunan Jufeng Construction Engineering Co., Ltd.	2022/04/14	100		44,664		Joint liability guarantee		Three Years	No	No
Hunan Fangbao Coating Building Materials Co., Ltd.	2022/04/14	500		44,664		Joint liability guarantee		Three Years	No	No
Hunan Meichuang System Door & Window Co., Ltd.	2022/04/14	300		44,664		Joint liability guarantee		Three Years	No	No
Hunan Yuhong Construction Engineering Co., Ltd.	2022/04/14	1,000		44,665		Joint liability guarantee		Three Years	No	No

Hunan Tongrui cheng Buildin g Material s Co., Ltd.	2022/04/ 14	400		44,665		Joint liability guarante e		Three Years	No	No
Hunan Tuotian Buildin g Material s Technol ogy Co., Ltd.	2022/04/ 14	1,000		44,665		Joint liability guarante e		Three Years	No	No
Hunan Xingya o Waterpr oof Enginee ring Co., Ltd.	2022/04/ 14	300		44,665		Joint liability guarante e		Three Years	No	No
Huaihua Jieli Constru ction Enginee ring Co., Ltd.	2022/04/ 14	300		44,665		Joint liability guarante e		Three Years	No	No

Hengyang Yueda Waterproof Engineering Co., Ltd	2022/04/14	300		44,665		Joint liability guarantee		Three Years	No	No
Chengdu Juxiangyi Building Engineering Co., Ltd	2021/11/27	100		44,526		Joint liability guarantee		Three Years	No	No
Sichuan Haoyi Architectural Engineering Co., Ltd.	2021/11/27	200		44,526		Joint liability guarantee		Three Years	No	No
Sichuan Shenghui Hengbo Waterproof Engineering Co., Ltd.	2021/11/27	42.5		44,526		Joint liability guarantee		Three Years	No	No

Sichuan Hongre n Waterpr oof Enginee ring Co., Ltd	2021/11/ 27	100	44,526	Joint liability guarante e	Three Years	No	No
Baisite (Chong qing) Constru ction Enginee ring Co., Ltd.	2021/11/ 27	80	44,526	Joint liability guarante e	Three Years RMB		No No
Chengd u Juxiang yi Buildin g Enginee ring Co., Ltd	2022/12/ 14	500	44,908	Joint liability guarante e	Three Years	No	No
Shenzhe n Huazhi Purifica tion Technol ogy Co., Ltd.	2021/12/ 30	300	44,559				

Shenzhen Huazhi Purification Technology Co., Ltd.	2021/12/ 30	400		44,559		Joint liability guarante e		Three Years	No	No
Huizhou Xinpan Waterproof Engineering Co., Ltd.	2021/12/ 30	200		44,559		Joint liability guarante e		Three Years	No	No
Hunan Tuotian Building Materials Technology Co., Ltd.	2021/12/ 30	880		44,559		Joint liability guarante e		Three Years	No	No
Hunan Meichuan System Door & Window Co.,	2021/12/ 30	290		44,559		Joint liability guarante e		Three Years	No	No



Dongguan Hongyangu Culture Communication Co., Ltd.	2021/12/30	450		44,559		Joint liability guarantee		Three Years	No	No
Hubei Yunuo Construction Waterproof Engineering Co., Ltd.	2021/12/30	1,000		44,559		Joint liability guarantee		Three Years	No	No
Baisite (Chongqing) Construction Engineering Co., Ltd.	2021/12/30	80		44,559		Joint liability guarantee		Three Years	No	No

Huizhou Min'an Waterproof and Thermal Insulation Technology Co., Ltd.	2021/12/ 30	100		44,559		Joint liability guarantee		Three Years	No	No
Huizhou Shanxiu Construction Engineering Co., Ltd.	2021/12/ 30	60		44,559		Joint liability guarantee		Three Years	No	No
Zhuhai Deerzhong Building Materials Co., Ltd.	2022/04/ 02	1,000		44,652		Joint liability guarantee		Two Years	No	No

Shanghai Duweiding Waterproof Engineering Co., Ltd.	2022/04/02	1,000		44,652		Joint liability guarantee		Two Years	No	No
Zhejiang Yuqing Waterproof Technology Co., Ltd	2022/04/02	1,000		44,652		Joint liability guarantee		Two Years	No	No
Ningbo Yuhong Waterproof Technology Co., Ltd	2022/04/02	1,000		44,652		Joint liability guarantee		Two Years	No	No
Hangzhou Yueyanding Waterproof Engineering Co., Ltd.	2022/04/02	1,000		44,652		Joint liability guarantee		Two Years	No	No

Zhejiang g Hongya Buildin g Waterpr oof Decorat ion Enginee ring Co., Ltd.	2022/04/ 02	1,000	44,652	Joint liability guarante e	Two Years	No	No
Zhejiang g Yuanqi Waterpr oof Enginee ring Co., Ltd.	2022/04/ 02	1,000	44,652	Joint liability guarante e	Two Years	No	No
Shaanxi Qin Jinyang Constru ction Enginee ring Co., Ltd.	2022/04/ 02	1,000	44,652	Joint liability guarante e	Two Years	No	No

Xi'an Youcha o Waterproof Technology Co., Ltd.	2022/04/02	1,000		44,652		Joint liability guarantee		Two Years	No	No
Binzhou Oriental Yuhong Waterproof Engineering Co., Ltd.	2022/04/02	1,000		44,652		Joint liability guarantee		Two Years	No	No
Dongying Aoli Waterproof Engineering Co., Ltd.	2022/04/02	1,000		44,652		Joint liability guarantee		Two Years	No	No
Dongying Chiyong Building Materials Co., Ltd.	2022/04/02	1,000		44,652		Joint liability guarantee		Two Years	No	No

Dongying Oriental Yuhong Waterproof Engineering Co., Ltd.	2022/04/02	1,000		44,652		Joint liability guarantee		Two Years	No	No
Guangdong Yuhao House Repair Co., Ltd.	2022/04/02	1,000		44,652		Joint liability guarantee		Two Years	No	No
Heze Oriental Yuhong Waterproof Engineering Co., Ltd.	2022/04/02	1,000		44,652		Joint liability guarantee		Two Years	No	No
Jining Andu Construction Service Co., Ltd.	2022/04/02	1,000		44,652		Joint liability guarantee		Two Years	No	No

Jiaozuo Yuhong Constru ction Enginee ring Co., Ltd.	2022/04/ 02	1,000	44,652	Joint liability guarante e	Two Years	No
--	----------------	-------	--------	-------------------------------------	--------------	----

Linyi Wenpeng Waterproof Material Co., Ltd.	2022/04/02	1,000		44,652		Joint liability guarantee		Two Years	No	No
Linyi Zhongbao Waterproof and Thermal Insulation Engineering Co., Ltd.	2022/04/02	1,000		44,652		Joint liability guarantee		Two Years	No	No
Qufu Keneng Construction Engineering Co., Ltd.	2022/04/02	1,000		44,652		Joint liability guarantee		Two Years	No	No
Xiamen Ririsheng Building Materials Co., Ltd.	2022/04/02	1,000		44,652		Joint liability guarantee		Two Years	No	No

Shandong Jiexika Information Technology Co., Ltd.	2022/04/02	1,000		44,652		Joint liability guarantee		Two Years	No	No
Shandong Jinkaisheng Waterproof Building Materials Co., Ltd.	2022/04/02	1,000		44,652		Joint liability guarantee		Two Years	No	No
Shandong Jinghe Waterproof Engineering Co., Ltd.	2022/04/02	1,000		44,652		Joint liability guarantee		Two Years	No	No



Beijing Oriental Yuhong Waterproof Techno

Weifang Luyi Hongyuan Waterproof Engineering Co., Ltd.	2022/04/02	1,000		44,652		Joint liability guarantee		Two Years	No	No
Xintai Yixin Waterproof Engineering Co., Ltd.	2022/04/02	1,000		44,652		Joint liability guarantee		Two Years	No	No
Yantai Gaojun Waterproof and Thermal Insulation Engineering Co., Ltd.	2022/04/02	1,000		44,652		Joint liability guarantee		Two Years	No	No
Zaozhuang Oriental Yuhong Construction Co.,	2022/04/02	1,000		44,652		Joint liability guarantee		Two Years	No	No

Ltd.


Zaozhu
ang
Runhon
g
Buildin
g
Material
s Co.,
Ltd.

2022/04/
02

1,000

44,652

Joint
liability
guarante
e



Shaanxi Gaoduan Waterproof Technology Engineering Co., Ltd.	2022/04/02	1,000	44,652	Joint liability guarantee	Two Years	No	No
Xinjiang Tianluhe Trading Co., Ltd.	2022/04/02	1,000	44,652	Joint liability guarantee		No	No
Binzhou Huikai Construction Engineering Co., Ltd.	2022/04/02	1,000	44,652	Joint liability guarantee	Two Years		

Co., Ltd.										
Liaocheng Chengyu Building Materials Co., Ltd.	2022/04/ 02	1,000		44,652		Joint liability guarantee		Two Years	No	No
Linyi Oriental Yuhong Waterproof Engineering Co., Ltd.	2022/04/ 02	1,000		44,652		Joint liability guarantee		Two Years	No	No
Linyi Xinda Waterproof Engineering Co., Ltd.	2022/04/ 02	1,000		44,652		Joint liability guarantee		Two Years	No	No

Longkou Hongqi International Trade Co., Ltd.	2022/04/ 02	1,000	44,652	Joint liability guarantee	Two Years	No	No
Hangzhou Xiaoteng Waterproof Material Co., Ltd.	2022/04/ 02	1,000	44,652	Joint liability guarantee	Two Years	No	No
Tianchang Xiaoxi Building Waterproof Engineering Co., Ltd.	2022/04/ 02	1,000	44,652				

Jingmen Oriental Yuhong Waterproof Engineering Co., Ltd.	2022/04/02	1,000		44,652		Joint liability guarantee		Two Years	No	No
Chengdu Juxiangyi Building Engineering Co., Ltd	2022/04/02	1,000		44,652		Joint liability guarantee		Two Years	No	No
Chengdu Hongtu Waterproof Engineering Co., Ltd	2022/04/02	1,000		44,652		Joint liability guarantee		Two Years	No	No
Sichuan Hongren Waterproof Engineering Co., Ltd	2022/04/02	1,000		44,652		Joint liability guarantee		Two Years	No	No



Shandon

g

Ruilong

Anticorro

sÓ r

Shenzhen Zhihe Engineeri ng Co. Ltd	2022/04/ 02	1,000	44,652	Joint liability guarante e	Two Years	No	No
Sichuan Jinjiangz hongchen g Construct ion Engineeri ng Co., Ltd.	2022/04/ 02	1,000	44,652	Joint liability guarante e			

angzh

Yunlang

Constru

ction

Waterpr

oof

Enginee

ring

Co.,

Ltd.

2022/04/
02

1,000

44,652

Joint
liability
guarante
e

Two
Years

No

No

Fujian

Century

Jian'an

Engineeri

ng Co.

Ltd

2022/04/
02

1,000

44,652

Joint
liability
guarante
e

Two
Years

No

No

Hubei

Fuyi

Building

Material

Co. Ltd

Hunan

Branch

2022/04/
02

1,000

44,652

Joint
liability
guarante
e

Two
Years

No

No

Zhejiang

Dingjian

Construct

ion

Engineeri

ng Co.,

Huizhou Henghua Decoration Engineering Co., Ltd	2022/04/02	1,000		44,652		Joint liability guarantee		Two Years	No	No
Chengdu Yongshuntai Waterproofing Engineering Co., Ltd. Longquanyi Branch	2022/04/02	1,000		44,652		Joint liability guarantee		Two Years	No	No
Zhejiang Henghe Zhiye Construction Technology Co., Ltd	2022/04/02	1,000		44,652		Joint liability guarantee		Two Years	No	No
Hunan Meichuang System Doors and Windows Co., Ltd.	2022/04/02	1,000		44,652		Joint liability guarantee		Two Years	No	No
Zhongxu Waterproof Engineering Co.,	2022/04/02	1,000		44,652		Joint liability guarantee		Two Years	No	No

Ltd.										
Qingdao Hengchangze Construction Engineering Co., Ltd.	2022/11/19	500		44,883		Joint liability guarantee		Three Years	No	No
Qingdao Yehuan Waterproof Engineering Co., Ltd.	2022/11/19	700		44,883		Joint liability guarantee		Three Years	No	No
Qingdao Bohongyu Engineering Co., Ltd.	2022/11/19	200		44,883		Joint liability guarantee		Three Years	No	No

Zhejiang Yuqing Waterproof Technology Co., Ltd.	2020/12/26	3,000		44,191		Joint liability guarantee		Three Years	No	No
Ningbo Yuhong Waterproof Technology Co., Ltd	2022/12/14	3,000		44,908		Joint liability guarantee		Two years	No	No
Zhejiang Yuqing Waterproof Technology Co., Ltd.	2021/09/14	1,500		44,453		Joint liability guarantee		Three Years	No	No
Ningbo Yuhong Waterproof Technology Co., Ltd	2022/12/14	5,500		44,908		Joint liability guarantee		Three Years	No	No

Ganzho

u

Runban

g

Constru
ction2021/11/
27

300

44,526

Joint
liability
guarante
eThree
Years

No

No

Material

s Co.,

Ltd.

Ganzho

u

Yongch

eng

Waterpr

oof

Jiangxi Hongbao Waterproofing Engineering Co., Ltd	2021/09/14	500		44,453		Joint liability guarantee		Three Years	No	No
Nanchang Zhongjia Industrial Development Co., Ltd	2021/09/14	500		44,453		Joint liability guarantee		Three Years	No	No
Jiangxi Caihong Environmental Technology Co., Ltd.	2021/12/25	500		44,555		Joint liability guarantee		Three Years	No	No
Jiangxi Baishun Junming Construction Engineering Co. LTD	2021/09/14	150		44,453		Joint liability guarantee		Three Years	No	No
Nancheng Wuyou Waterproof Engineering Co. LTD	2021/09/14	50		44,453		Joint liability guarantee		Three Years	No	No



Hunan Zefan Construction Engineering Co. LTD	2023/03/15	200		44,999		Joint liability guarantee		Three Years	No	No
Guizhou Xinchengde Construction Engineering Co. LTD	2023/03/15	130		44,999		Joint liability guarantee		Three Years	No	No
Hangzhou Xiaoteng Waterproof of Material Co. LTD	2023/03/15	160		44,999		Joint liability guarantee		Three Years	No	No
Hunan Tuotian Building Material Technology Co. LTD	2023/03/15	1,000		44,999		Joint liability guarantee		Three Years	No	No
Guizhou Hongjiang Building Materials Co. LTD	2023/03/15	650		44,999		Joint liability guarantee		Three Years	No	No
Hunan Jufeng Construction Engineering Co.,	2023/03/15	815		44,999		Joint liability guarantee		Three Years	No	No

Ltd										
Jinmen Oriental Yuhong Building Materials Co., Ltd.	2023/03/15	988.84		44,999		Joint liability guarantee		Three Years	No	No
Guizhou Junhua Building Materials Co., Ltd.	2023/03/15	400		44,999		Joint liability guarantee		Three Years	No	No
Wuxi Oriental Yuhong Waterproof Engineering Co., Ltd.	2023/03/15	998.4		44,999		Joint liability guarantee		Three Years	No	No

Shenzhen Huazhi Purification Technology Co., Ltd.	2023/03/ 15	227.58		44,999		Joint liability guarantee		Three Years	No	No
Anhui Lingrui Construction Engineering Co., Ltd.	2023/03/ 15	680.77		44,999		Joint liability guarantee		Three Years	No	No
Hangzhou Yueyan g waterproof of Engineering Co., Ltd.	2023/03/ 15	1,000		44,999		Joint liability guarantee		Three Years	No	No
Ningbo Yuhong Waterproof Technology Co., Ltd.	2023/03/ 15	1,000		44,999		Joint liability guarantee		Three Years	No	No


Zhejiang Yuqing Waterproof Technology Co., Ltd.	2023/03/15	1,000		44,999		Joint liability guarantee		Three Years	No	No
Longkou Hongqiao International Trade Co., Ltd.	2023/03/15	800		44,999		Joint liability guarantee		Three Years	No	No
Zhejiang Dingjia Construction Engineering Co., Ltd.	2023/03/15	1,000		44,999		Joint liability guarantee		Three Years	No	No
Hangzhou Yunlang Construction Waterproof Engineering Co., Ltd.	2023/03/15	500		44,999		Joint liability guarantee		Three Years	No	No

Shanghai Duwei Construction Waterproof Engineering Co., Ltd.	2023/03/15	735.24		44,999		Joint liability guarantee		Three Years	No	No
Shanghai Yuguang Material Technology Co., Ltd.	2023/03/15	300		44,999		Joint liability guarantee		Three Years	No	No
Chongqing Guxinjie Building Materials Co. LTD	2023/11/14	44		45,243		Joint liability guarantee		Three Years	No	No
Shanghai Duwei Construction Waterproof Engineering Co., Ltd.	2023/03/15	600		44,999		Joint liability guarantee		Three Years	No	No
Total amount of external Guarantee approved in the reporting period (A1)			1,000,000	Total actual amount of external guarantee in the reporting period (A2)						12,524.35

amount of external guarantee approved by the end of the reporting period (A3)	1,000,000	Total actual balance of external guarantee by the end of the reporting period (A4)	34,500.85
---	-----------	--	-----------

Guarantee provided by the Company to its subsidiaries

Name of the guaranteee object	Guarantee amount	Actual date of guarantee	Actual guarantee amount	Guarantee Type	Guaranteee(if any)	Counter-guarantee situation (if any)	Guarantee Period	Fulfillment Yes/No
Shanghai Oriental Yuhong Waterproof Technology								



Shanghai Oriental Yuhong Waterproof Technology Co. Ltd.	2021/08/31	5,000	2021/08/31	262.65	Joint liability guarantee			Three Years	No	Yes
Shanghai Oriental Yuhong Waterproof Technology Co. Ltd.	2023/11/15	10,000	2023/11/14	0	Joint liability guarantee			Three Years	No	Yes
Shanghai Oriental Yuhong Waterproof Technology Co. Ltd.	2022/09/09	40,500	2022/09/08	12,013.63	Joint liability guarantee			Three Years	No	Yes
Shanghai Oriental Yuhong Waterproof Technology Co. Ltd.	2022/09/09	23,000	2022/09/08	16,000	Joint liability guarantee			Three Years	No	Yes

Shanghai Oriental Yuhong Waterproof Technology Co. Ltd.	2023/01/17	13,000	2023/01/16	0	Joint liability guarantee			Three Years	No	Yes
Shanghai Oriental Yuhong Waterproof Technology Co. Ltd.	2023/11/15	6,500	2023/11/14	0	Joint liability guarantee			Three Years	No	Yes
Shanghai Oriental Yuhong Waterproof Technology Co. Ltd.	2022/07/21	5,000	2022/07/20	2,000	Joint liability guarantee			Three Years	No	Yes
Shanghai Oriental Yuhong Waterproof Technology Co. Ltd.	2022/11/19	10,000	2022/11/18	0	Joint liability guarantee			Two Years	No	Yes

Shanghai Oriental Yuhong Waterproof Technology Co. Ltd.	2022/11/19	11,000	2022/11/18	0	Joint liability guarantee			Three Years	No	Yes
Shanghai Oriental Yuhong Waterproof Technology Co. Ltd.	2023/04/28	15,000	2023/04/27	10,000	Joint liability guarantee			Three Years	No	Yes
Shanghai Oriental Yuhong Waterproof Technology Co. Ltd.	2023/10/25	20,000	2023/10/24	2,400	Joint liability guarantee			Three Years	No	Yes
Shanghai Oriental Yuhong Waterproof Technology Co. Ltd.	2021/12/11	2,000	2021/12/11	374.48	Joint liability guarantee			Three Years	No	Yes

Shanghai
Oriental

Yuhong
Waterproof
Technology Co.
Ltd.

2021/11/
20

5,400

2021/11/
20

52.29

liability
guarantee

Three
Years

No

Yes

Shanghai

Oriental
Yuhong
Waterproof
Technology Co.
Ltd.

2023/11/
15

5,200

2023/11/
14



26.36

Joint
liability
guarantee

Three
Years

No

Yes



Hangzh

ou

Oriental

Yuhong 2021/10/
Building 27

10,000

2021/10/
26

Joint
liability
guarante
e

Three
Years

No

Yes

Material

s Co.,

Ltd.

Hangzh

ou

Oriental

Yuhong 2022/09/
Building 09 un


33,000

2022/09/

Material

s Co.,

Ltd.



1671

319

319

319

three



Xuzhou Wonevsung New Waterproof Materials Co., Ltd.	2023/08/19	5,000	2023/08/18	5,000	Joint liability guarantee			Three Years	No	Yes
Xuzhou Wonevsung New Waterproof Materials Co., Ltd.	2022/12/06	3,000	2022/12/05	88.05	Joint liability guarantee			Three Years	No	Yes
Xuzhou Wonevsung New Waterproof Materials Co., Ltd.	2022/10/22	8,000	2022/10/21	8,000	Joint liability guarantee			Two years	No	Yes
Wuhu Oriental Yuhong Building Materials Co., Ltd.	2021/12/30	24,000	2021/12/29	20,000	Joint liability guarantee			Three Years	No	Yes

Wuhu Oriental Yuhong Building Materials Co., Ltd.	2021/12/25	8,000	2021/12/24	0	Joint liability guarantee			Three Years	No	Yes
Wuhu Oriental Yuhong Building Materials Co., Ltd.	2023/03/15	7,000	2023/03/14	0	Joint liability guarantee			Three Years	No	Yes
Wuhu Oriental Yuhong Building Materials Co., Ltd.	2023/08/19	4,900	2023/08/18	4,900	Joint liability guarantee			Three Years	No	Yes
Wuhu Oriental Yuhong Building Materials Co., Ltd.	2021/10/27	5,000	2021/10/26	3,700	Joint liability guarantee			Three Years	No	Yes
Wuhu Oriental Yuhong Building Materials Co., Ltd.	2023/06/03	10,000	2023/06/02	0	Joint liability guarantee			Three Years	No	Yes

Wuhu Oriental Yuhong Building Materials Co., Ltd.	2022/06/16	13,200	2022/06/15	10,400	Joint liability guarantee			Three Years	No	Yes
Wuhu Oriental Yuhong Building Materials Co., Ltd.	2022/05/14	6,000	2022/05/13	0	Joint liability guarantee			Three Years	No	Yes
Wuhu Oriental Yuhong Building Materials Co., Ltd.	2023/06/03	10,000	2023/06/02	0	Joint liability guarantee			Three Years	No	Yes
Shenzhen Oriental Yuhong Waterproof Technology Co., Ltd.	2021/12/30	7,000	2021/12/29	5,000	Joint liability guarantee			Three Years	No	Yes

Shenzhen Oriental Yuhong Waterproof Technology Co., Ltd.	2023/04/01	3,000	2023/03/31	2,400	Joint liability guarantee			Three Years	No	Yes
Shenzhen Oriental Yuhong Waterproof Technology Co., Ltd.	2023/01/17	10,000	2023/01/16	5,000	Joint liability guarantee			Three Years	No	Yes
Shenzhen Oriental Yuhong Waterproof Technology Co., Ltd.	2022/11/19	5,000	2022/11/18	2,000	Joint liability guarantee			Three Years	No	Yes
Shenzhen Oriental Yuhong Waterproof Technology Co., Ltd.	2023/10/25	3,000	2023/10/24	0	Joint liability guarantee			Three Years	No	Yes

Tangshan Oriental Yuhong Waterproof Technology Co., Ltd.	2023/11/15	8,500	2023/11/14	8,000	Joint liability guarantee			Three Years	No	Yes
Tangshan Oriental Yuhong Waterproof Technology Co., Ltd.	2023/08/19	8,000	2023/08/18	0	Joint liability guarantee			Three Years	No	Yes
Tangshan Oriental Yuhong Waterproof Technology Co., Ltd.	2022/06/16	30,000	2022/06/15	0	Joint liability guarantee			Three Years	No	Yes
Tangshan Oriental Yuhong Waterproof Technology Co., Ltd.	2022/12/06	5,000	2022/12/05	0	Joint liability guarantee			Three Years	No	Yes

Qingdao Oriental Yuhong Building Materials Co., Ltd.	2021/07/03	22,000	2021/07/02	0	Joint liability guarantee	Three Years	No	Yes
Qingdao Oriental Yuhong Building Materials Co., Ltd.	2023/03/15	7,500	2023/03/14	0	Joint liability guarantee	Three Years	No	Yes
Qingdao Oriental Yuhong Building Materials Co., Ltd.	2023/11/15	15,000	2023/11/14	0	Joint liability guarantee	Three Years	No	Yes
Qingdao Oriental Yuhong Building Materials Co., Ltd.	2022/08/03	33,000	2022/08/02	10,000	Joint liability guarantee	Three Years	No	Yes
Qingdao Oriental Yuhong Building Materials Co., Ltd.	2022/05/24	13,500	2022/05/23 ^e	0	" m" "	(



Beijing Oriental Yuho

Yueyang Oriental Yuhong Waterproof Technology Co. Ltd.	2022/04/23	10,000	2022/04/22	0	Joint liability guarantee			Three Years	No	Yes
Yueyang Oriental Yuhong Waterproof Technology Co. Ltd.	2019/03/28	40,000	2020/03/11	44,859.17	Joint liability guarantee			Three Years	No	Yes
Yueyang Oriental Yuhong Waterproof Technology Co. Ltd.	2023/04/28	20,000	2023/04/27	8,000	Joint liability guarantee			Two years	No	Yes
Huizhou Oriental Yuhong Building Materials Co., Ltd.	2022/10/22	20,500	2022/10/21	100	Joint liability guarantee			Three Years	No	Yes

Huizhou Oriental Yuhong Building Materials Co., Ltd.	2021/02/02	59,000	2021/02/01	0	Joint liability guarantee			Two Years	No	Yes
Xiyan g Oriental Yuhong Building Materials Co., Ltd.	2023/08/19	6,000	2023/08/18	6,000	Joint liability guarantee			Three Years	No	Yes
Xiyan g Oriental Yuhong Building Materials Co., Ltd.	2022/09/09	12,000	2022/09/08	0	Joint liability guarantee			Three Years	No	Yes
Xiyan g Oriental Yuhong Building Materials Co., Ltd.	2023/07/08	5,000	2023/07/07	0	Joint liability guarantee			Three Years	No	Yes

Guangdong Oriental Yuhong Waterproof Technology Co., Ltd.	2021/06/24	15,000	2021/06/23	0	Joint liability guarantee			Three Years	No	Yes
Guangdong Oriental Yuhong Waterproof Technology Co., Ltd.	2021/02/08	20,000	2021/02/07	0	Joint liability guarantee			Three Years	No	Yes
Guangdong Oriental Yuhong Waterproof Technology Co., Ltd.	2022/11/19	16,500	2022/11/18	4,900	Joint liability guarantee			Three Years	No	Yes
Guangdong Oriental Yuhong Waterproof Technology Co., Ltd.	2023/12/15	6,000	2023/12/14	3,000	Joint liability guarantee			Three Years	No	Yes

Guangdong Oriental Yuhong Waterproof Technology Co., Ltd.	2022/04/23	24,000	2022/04/22	0	Joint liability guarantee			Three Years	No	Yes
Guangdong Oriental Yuhong Waterproof Technology Co., Ltd.	2022/05/14	20,000	2022/05/13	0	Joint liability guarantee			Two Years	No	Yes
Guangdong Oriental Yuhong Waterproof Technology Co., Ltd.	2023/10/25	6,750	2023/10/24	0	Joint liability guarantee			Three Years	No	Yes
Jinzhou Oriental Yuhong Building Materials Co., Ltd.	2021/09/14	13,500	2021/09/13	0	Joint liability guarantee			Three Years	No	Yes

Jinzhou
Oriental
Yuhong
Building
Material
s Co.,
Ltd.

2023/06/
03

10,000

2023/06/
02

10,000

Joint
liability
guarante
e

Three
Years

No

Yes

Jinzhou
Oriental
Yuhong
Building
Material
s Co.,
Ltd.


2022/07/
21

3,000

2022/07/
20

0

Joint
liability
guarante
e




Jinzhou
Oriental
Yuhong
Building
Material
s Co.,
Ltd.

2023/06/
03

0

0!



2



Henan Oriental Yuhong Building Materials Co., Ltd.	2022/07/21	5,200	2022/07/20	5,000	Joint liability guarantee			Three Years	No	Yes
Henan Oriental Yuhong Building Materials Co., Ltd.	2023/08/28	20,000	2023/08/27	20,000	Joint liability guarantee			Three Years	No	Yes
Henan Oriental Yuhong Building Materials Co., Ltd.	2021/8/14	10,000	2021/08/13	0	Joint liability guarantee			Three Years	No	Yes
Henan Oriental Yuhong Building Materials Co., Ltd.	2023/08/19	10,000	2023/08/18	5,000	Joint liability guarantee			Three Years	No	Yes
Henan Oriental Yuhong Building Materials Co., Ltd.	2022/10/22	7,000	2022/10/21	0	Joint liability guarantee			Three Years	No	Yes



Beijing Orienuuu



Chuzho

u

Tiandin

gfeng

2022/10/

6,000

2022/10/

21

Joint

liability

guarante

e

Three

Years

No

Yes

Non-

woven

Fabrics

Co., Ltd.

Changde

Tiandin

gfeng

2023/10/

77,000

2023/10/

24

20,000

Joint

liability

guarante

e

Three

Years

No

Yes

Nonwov

ens Co.,

Ltd.

Jiangxi

Oriental

Yuhong

Building

2022/08/

3,750

2022/08/

02

Joint

liability

guarante

e

Three

Years

No

Yes

Material

s Co.,

Ltd.

Jilin

Oriental

Yuhong

Building

2022/04/

17,000

23

Material

s Co.,

Ltd.

Total amount of guarantee approved to subsidiaries by the end of the reporting period (B3)		2,600,000	Total actual balance of guarantee approved to subsidiaries by the end of reporting period (B4)							511,094.21
The guarantee provided by subsidiaries to subsidiaries										
Name of the guarantee object	Disclosure date of guarantee amount's relevant announcement	Guarantee amount	Actual date of guarantee	Actual guarantee amount	Guarantee Type	Guarantee (if any)	Counter-guarantee situation (if any)	Guarantee Period	Fulfillment	Yes/No
Total amount guaranteed by the Company (i.e., the sum of the first three items)										
Total amount of guarantee approved in the reporting period (A1+B1+C1)		3,600,000	Total actual amount of guarantee in the reporting period (A2+B2+C2)							251,626.8
Total actual amount of guarantee in the reporting period (A2+B2+C2)		3,600,000	Total actual balance of guarantee by the end of the reporting period (A4+B4+C4)							545,595.06
The proportion of total actual amount of guarantee (A4+B4+C4) in the Company's net asset										19.23%
Among which										

Specifics on Adopting Multiple Ways of Guarantee

3. Entrusted cash asset management

(1) Entrusted financial management

Applicable Not applicable

There was no entrusted financia

Company intends to use its own funds to repurchase a portion of the Company's domestically issued Renminbi ordinary (A) shares by way of centralized bidding transactions, which will be used for implementing Employee Stock Ownership Plan or equity incentives at a later stage. The total amount of funds to be used for the repurchase shall be no less than RMB300 million (including 300 million) and no more than RMB600 million (including 600 million), the repurchase price shall be no more than RMB32 per share (including 32 yuan), and the term of the repurchase shall be no more than 12 months from the date of the Board of Directors' consideration of and approval of the repurchase plan. The Company has opened a special securities account for share repurchase and disclosed the Report on Repurchase on November 15th, 2023, and the Company has formally implemented the share repurchase plan since November 15th, 2023.

The Company held the twentieth meeting of the eighth Board of Directors on February 5th, 2024, and considered and passed the "Motion on Changing the Purpose of the Repurchased Shares for Cancellation" in order to improve the long-term investment value of the Company, enhance the level of earnings per share, and further strengthen the confidence of investors while taking into consideration of actual situation of the Company. It agreed to change the use of repurchased shares in the Motion on the Plan for the Repurchase of the Company's Shares (hereinafter referred to as the "2021 Share Repurchase Plan", which was implemented on November 7th, 2022) considered and passed at the 45th meeting of the seventh Board of Directors and the use of repurchased shares in this share repurchase program, respectively, from the original "the repurchased shares will be used for the implementation of the Employee Stock Ownership Plan or equity incentives" to "the repurchased shares will be used to cancel and reduce the registered capital of the Company". Except for the aforesaid modification, no other contents of the original 2021 share repurchase plan and the current share repurchase plan will be changed. The aforesaid change in the use of the repurchased shares has yet to be submitted to the shareholders' meeting of the Company for consideration.

As of March 31st, 2024, the total amount of fund used for the repurchase had reached the upper limit under the share repurchase plan, and the implementation of the share repurchase plan was completed. The cumulative number of shares repurchased by the Company through the special securities account for repurchase by way of centralized bidding transactions totaled 35,457,268 shares, accounting for 1.41% of the total capital stock of the Company, with the highest transaction price at RMB22.94 per share and the lowest transaction price at RMB14.69 per share, and a total transaction amount of RMB599,921,533 (excluding transaction fees). The actual number of shares repurchased by the Company, the proportion of the total capital stock of the Company, the repurchase price, the total amount of funds utilized, the method of repurchase and the period of

Huadu District, Guangzhou City, which stipulates that the Company intends to invest RMB 3 billion in the construction of the Oriental Yuhong Greater Bay Area Green Building Materials Industrial Park and International Green Building Materials Center Project in Huadu District, Guangzhou City, which is expected to be constructed within 36 months. On August 7th, 2020, the Thirteenth Meeting of the Seventh Board of Directors of the Company considered and approved the "Motion on the Investment and Establishment of Wholly-owned Subsidiaries in Huadu District of Guangzhou City and the Construction of Green Building Materials Industrial Park Project", agreeing that the Company intends to invest RMB100 million with its own funds to establish wholly-owned subsidiaries in Huadu District of Guangzhou City, namely Guangdong Oriental Yuhong Building Materials Company Limited, Guangdong Oriental Yuhong Building Science and Technology Company Limited, and Fuda Energy Conservation Science and Technology Company Limited, (the specific details shall be subject to the approval of the registration of the industrial and commercial administration department, hereinafter referred to as the "Relevant Project Companies"), and invested RMB3 billion with self-financing funds in the construction of the Oriental Yuhong Greater Bay Area Green Building Materials Industrial Park and the International Green Building Materials Center Project in Huadu District of Guangzhou City with the Relevant Project Companies as the main body of the project implementation. The relevant project companies were established in 2020, and as of the date of disclosure of this report, the Oriental Yuhong Greater Bay Area Green Building Materials Industrial Park Project has been partially put into production and the International Green Building Materials Center Project is in the stage of commencement of construction.

3. Investment and Construction of Green New Materials Integrated Industrial Park Project in Yangpu, Hainan Province

On August 13th, 2020, the company and Hainan Yangpu Economic Development Zone Administrative Committee signed a "Project Investment Agreement", agreed that the company intends to invest 1 billion yuan in Hainan Yangpu Economic Development Zone in the construction of the Oriental Yuhong Hainan Yangpu Green New Materials Integrated Industrial Park Project. On August 28th, 2020, the Fifteenth Meeting of the Seventh Board of Directors considered and passed the "Motion on the Investment and Construction of Green New Materials Comprehensive Industrial Park Project in Hainan Yangpu", agreed that the company intends to use to invest 50 million yuan of its own funds in Hainan Yangpu Economic Development Zone to set up a wholly-owned subsidiary namely Yangpu Oriental Yuhong Building Materials Company Limited which will serve as the main implementation body of the project to self-finance an investment of up to 1 billion yuan

On September 3rd, 2020, the company and the People's Government of Jiangjin District, Chongqing signed the "Project Investment Agreement", which stipulates that the company intends to invest 1.4 billion yuan in the construction of Oriental Yuhong Green Building Materials Production Base and Chengdu-Chongqing regional headquarter project in Jiangjin District, Chongqing.

On September 3rd, 2020, the company and the People's Government of Jiangjin District, Chongqing signed the "Project Investment Agreement", which stipulates that the company intends to invest 1.4 billion yuan in the construction of Oriental Yuhong Green Building Materials Production Base and

Chengdu-Chongqing regional headquarter project in Jiangjin District, Chongqing. On September 14th, 2020, the seventeenth meeting of the seventh session of the Board of Directors of the company considered and approved the "Motion on the Establishment of a Wholly-owned Subsidiary and the

Construction of Green Building Materials Production Base and Chengdu-Chongqing Regional Headquarters Project in Jiangjin District, Chongqing", which decided that the company's wholly-owned subsidiary namely Tianyuan Hongzhi New Material Company intends to use 500 million yuan of its

own funds to invest in Chongqing Jiangjin District to set up a wholly-owned subsidiary namely Chongqing Oriental Yuhong Building Materials Company Limited which will serve as the main project implementation body to self-finance an investment of not more than RMB1.4 billion in

Chongqing Jiangjin District for the Oriental Yuhong green building materials production base and Chengdu-Chongqing regional headquarter projects. In September 2020, the main contents

regional headquarter project and green building materials production base project, of which the regional headquarters project plans to invest 100 million yuan, including the realization of the functions of the office, meetings, training, research and development, display, reception, settlement and accommodation of the company, its subsidiaries and brands; production base project plans to invest 800 million yuan, covering research, development and production of new building waterproof materials, energy-saving thermal insulation and sealing materials, special mortar and green civil materials and other products. On January 4th, 2021, the twenty-fifth meeting of the seventh board of directors considered and passed the "Motion on the Establishment of Wholly-Owned Subsidiaries and the Construction of the Shandong Regional Headquarter Project and the Green Building Materials Production Base Project", agreed that the company would invest 100 million yuan of its own funds in Tianqiao District, Jinan of Shandong Province to set up a wholly owned subsidiary namely Shandong Oriental Yuhong Building Materials Co. Ltd. (specific details subject to the approval of the industrial and commercial administration department) which will serve as the main body of the implementation of the project to self-finance an investment of up to 100 million yuan for the Oriental Yuhong Shandong regional headquarter project; agreed that its wholly-owned subsidiary namely Oriental Yuhong Building Materials Co. Ltd. to set up a wholly-owned subsidiary namely Jinan Oriental Yuhong Building Materials Co., Ltd. (specific details subject to the approval of the industrial and commercial administration department) which will serve as the main body of the project implementation with a self-financed investment of up to 800 million yuan in Jinan Tianqiao District, Shandong Province for the construction of the Oriental Yuhong green building materials production base project. In January, 2021, the implementation main bodies of the company's Shandong regional headquarter project and green building materials production base namely Shandong Oriental Yuhong Building Materials Co. Ltd. and Jinan Oriental Yuhong Building Materials Company Limited have been established. As of the date of disclosure of this report, the Oriental Yuhong Green Building Materials Production Base Project is in the trial production stage.

7. Oriental Yuhong Zhangjiagang Green Building Materials Intelligent Production Base Project in Daxin Town, Zhangjiagang City

On May 27th, 2021, the company and Daxin Town People's Government of Zhangjiagang City signed a "Project Investment Agreement", which stipulates that the company intends to invest 2 billion yuan in Daxin Township, Zhangjiagang City for the construction of Oriental Yuhong Zhangjiagang Green Building Materials Intelligent Production Base Project, to promote research, development and production of waterproof, energy-saving, thermal insulation materials, civil

construction materials, special mortar, powder and other products. It is required to obtain construction permits within three months from the date of the company's bidding for the land, and to start piling construction within 1 month after obtaining construction permits, and to go into production m

Ch... and... r Project in... ou, ...
Provi...

On July 10th, 2021, e

@a



the approval procedures of the market regulatory authorities such as commerce, foreign exchange management,

implementation body of the project and the construction and operation of the Wuhan Green Building Materials Production Base Project and the Wuhan Green Building Materials Production Base Project. The registered capital of Wuhan Oriental Yuhong is RMB100 million, in which the Company holds 90% equity interest in Wuhan Oriental Yuhong with its own capital of RMB225 million and China Construction Third Bureau Group Limited holds 10% equity interest in Wuhan Oriental Yuhong with its own capital of RMB25 million. As of the date of disclosure of this report, part of the production line of Wuhan Green Building Materials Production Base Project has been put into production.

11. Oriental Yuhong Green Building Materials Production Base Project in Nanyang, Henan Province

On April 28th, 2022, the Company entered into a Project Investment Agreement with the People's Government of Nanzhao County, Nanyang City, Henan Province, which stipulates that the Company intends to invest RMB1 billion for the construction of the Oriental Yuhong Green Building Materials Production Base Project.

Business Model

Business Model

6

2023



2023

Business Model

6


2023

2023

...dd... Fuzhou, Fujian...
...the Company... Ming County, Fuzhou...
...City, Fujian Province signed the Project Investment Agreement, which stipulates that the Company
intends to invest RMB 1.2 billion in the construction of the Oriental Yuhong Fuzhou Green
Building Material Production Base as the Fujian Provincial Regional Headquarter Project
in Ming County, Fujian Province. The project is to promote the
product development and production of high-quality thermal insulation materials,
civil building materials, special mortar, architectural coatings and other products. Regional
headquarter project plans to establish Fujian Oriental Yuhong Building Materials Technology
Company Limited in Ming County of Fuzhou City, Fujian Province. The company will be the
sales and settlement headquarter. 600 million yuan will be invested in the first phase of the
production base project. Of the total of 600 million yuan will be put into Phase II of the
production base project. Each phase will obtain the construction permit within 9 months from their
in date of land

Overview of Important Issues	Disclosure date	Interim Reporting Disclosure Website Query Index
Increasing shareholding plans of the company's controlling shareholder and actual controller	2023/02/24	http://www.cninfo.com.cn
Matters regarding repurchase of the Company's shares	2023/11/14	http://www.cninfo.com.cn
	2023/11/15	http://www.cninfo.com.cn
	2023/11/18	http://www.cninfo.com.cn
	2023/12/06	http://www.cninfo.com.cn
	2024/01/03	http://www.cninfo.com.cn
	2024/02/03	http://www.cninfo.com.cn
	2024/02/06	http://www.cninfo.com.cn
	2024/03/05	http://www.cninfo.com.cn
2024/04/03	http://www.cninfo.com.cn	
Matters regarding the Company's investment, construction, production, R&D and headquarters base projects	2023/11/13	http://www.cninfo.com.cn

On November 22nd, 2023, Oriental Yuhong Sand Powder Technology Group Limited (hereinafter referred to as "Sand Powder Group"), a wholly-owned subsidiary of the Company, entered into an Investment Agreement with the People's Government of Yongfeng County, Ji'an City, Jiangxi Province, which stipulates that the Sand Powder Group intends to invest 1 billion yuan to invest in the construction of the Oriental Yuhong Ji'an New Material Industrial Park Project in Yongfeng County. The construction include but not limited to product development and production of mining, white cement, special mortar, decorative mortar, construction powder, architectural coatings, rubber and plastic products, pipe industry and other products. In accordance with the approach of "overall planning, phased land supply, phased licensing, phased implementation", the project is divided into three phases of construction, each phase will start construction within 6 months from the date when the land is delisted and the land is ready for delivery and start production within 18 months since



Beijing Oriental Yuhong Waterproof Technology Co.,

Chapter VII Changes in Shares and Information on Shareholders

I. Changes in shares

I. Changes in shares

Unit: Share

	Before this change		Changes during the period					After this change	
	Amount	Proportion	New shares	Bonus issue	Bonus issue from capital reserves	Others	Subtotal	Amount	Proportion
I. Shares with trading limited conditions	532,266,520	21.13%	0	0	0	-	-	522,970,195	20.77%
1. State-owned shares	0	0.00%	0	0	0	0	0	0	0.00%
2. Shares held by state legal entity	0	0.00%	0	0	0	0	0	0	0.00%
3. Shares held by other domestic entities	532,266,520	21.13%	0	0	0	-	-	522,970,195	

3. Shares held by other domestic entities	0	0.00%	0	0	0	0	0	0	0.00%
Shares held by domestic natural person	532,								

1. Common stock (RMB Denomin ated)	1,986,197 ,671	78.87%	0	0	0	9,296,325	9,296,325	1,995,493 ,996	79.23%
2. Domestic ally-listed shares held by foreign investors	0	0.00%	0	0	0	0	0	0	0.00%
3.Overse as-listed shares held by foreign investors	0	0.00%	0	0	0	0	0	0	0.00%
4. Others	0	0.00%	0	0	0	0	0	0	0.00%
III. Total shares	2,518,464 ,191	100.00%	0	0	0	0	0		

The impact of changes in shares on financial indicators such as basic earnings per share and diluted earnings per share, net assets per share attributable to the Company's common shareholders in the most recent year and the most recent period

Applicable Not applicable

Other information the company deemed necessary or required by securities regulators to disclose

Applicable Not Applicable

2. Changes in Shares with Trading Restrictions

Applicable Not applicable

Unit: Share

Names of shareholders	Initial number of shares with trading restrictions	Increased number of shares with trading restrictions in this period	Relieved number of shares with trading restrictions in this period	Number of shares with trading restrictions at the end of this period	Causes of trading restrictions	Date of trading restriction relief
Li Weiguo	428,499,665	0	0	428,499,665	Senior executives lock-up shares.	-
Xu Limin	61,701,937	0	7,500,000	54,201,937	Senior executives lock-up shares.	In accordance with relevant provisions on the administration of senior executives lock-up shares on January 3, 2023, a total of 7,500,000 shares of senior executives lock-up shares were released from trading restrictions.

Xiang Jinming	17,376,992	0	750,000	16,626,992	Senior executives lock-up shares.	In accordance with relevant provisions on the administration of senior executives lock-up shares on January 3, 2023, a total of 7,500,000 shares of senior executives lock-up shares were released from trading restrictions.
Yang Haocheng	1,299,591	0	322,500	977,091	Senior executives lock-up shares.	In accordance with relevant provisions on the administration of senior executives lock-up shares on January 3, 2023, a total of 322,500 shares of senior executives lock-up shares were released from trading restrictions.

							In accordance with relevant provisions on the administration of senior executives lock-up shares on January 3, 2023, a total of 240,000 shares of senior executives lock-up shares were released from trading restrictions.
Zhang Ying	1,055,794	0	240,000	815,794	Senior executives lock-up shares.		
Zhang Zhiping	942,722	0	202,500	740,222	Senior executives lock-up shares.		In accordance with relevant provisions on the administration of senior executives lock-up shares on January 3,

Wang Wenping	703,112	0	75,000	628,112	Senior executives lock-up shares.	In accordance with relevant provisions on the administration of senior executives lock-up shares on January 3, 2023, a total of 75,000 shares of senior executives lock-up shares were released from trading restrictions.
Zhang Hongtao	807,441	0	201,000	606,441	Senior executives lock-up shares.	In accordance with relevant provisions on the administration of senior executives lock-up shares on January 3, 2023, a total of 201,000 shares of senior executives lock-up shares were released from trading restrictions.
Wang Xiaoxia	202,966	0	0	202,966	Senior executives lock-up shares.	-

Other shares with trading restrictions	19,044,317	0	5,325	19,038,992	A total of 183,603 shares were locked up by senior management, and 18,855,389 shares were restricted by equity incentive.	In record with relevant provisions on the administration of senior executives lock-up shares on January 3, 2023, a total of 225 shares of senior executives lock-up shares were released from trading restrictions. On March 17, 2023, some supervisors declared their resignation for six months after their term of office expired, and a total of 5,100 executive lock-up shares were released from trading restrictions.
In total	532,266,520	0	9,296,325	522,970,195	--	--

II. Offering and Listing of Securities

1.Explanation on the issuance of securities (excluding preferred shares) during the reporting period

Applicable Not Applicable



Beijing Oriental Yuhong Waterproof Technology Co.,

Hongkong Securities Clearing Co., Ltd	Overseas legal entity	9.82%	247,235,037	-83,824,516	0	247,235,037	Not applicable	0
Xu Limin	Domestic natural person	2.87%	72,269,250	0	54,201,937	18,067,313	Not applicable	0
DCP Dollar Fund Management-DCP Dollar Fund II	Overseas legal entity	1.83%	45,969,375	0	0	45,969,375	Not applicable	0
China Merchants Bank Co., Ltd - Foresight Growth Value Hybrid Securities Investment Fund	Others	1.61%	40,627,620	914,600	0	40,627,620	Not applicable	0
Janchor Partners Pan Asian Master Fund RQFII	Overseas legal entity	1.39%	34,974,679	0	0	34,974,679	Not applicable	0

Industrial and Commercial Bank of China Limited-Fuguo Tianhui Selected Growth Hybrid Securities Investment Fund (LOF)	Others	0.99%	25,007,131	13,007,082	0	25,007,131	Not applicable	0
Xiang Jinmin	Domestic natural person	0.88%	22,169,323	0	16,626,992	5,542,331	Pledge	3,000,000
Abu Dhabi Investment Authority	Overseas legal entity	0.79%	20,014,056	-3,668,164	0	20,014,056	Not applicable	0
China Merchants Bank Co., Ltd.-Ruiyuan Equilibrium Value Three-Year Holding Period Hybrid Securities Investment Fund	Others	0.79%	20,000,000	-3,000,020	0	20,000,000	Not applicable	0

Strategic investors or general legal entities became top 10 shareholders due to placement of new shares(if any)(reference to Note 3)

N/A

Statement of the above shareholders correlation or concerted action

The company was not notified if the above shareholders

China Merchants Bank Co., Ltd.-Ruiyuan Equilibrium Value Three-Year Holding Period Hybrid Securities Investment Fund	20,000,000	Common stock (RMB Denominat ed)	20,000,000
Xu Limin	18,067,313	Common stock (RMB Denominat ed)	18,067,313
UBS AG	17,841,601	Common stock (RMB Denominat ed)	17,841,601

Statement of the correlation or acting in concert among top 10 holders of tradable-share without trading restrictions and between top 10 holders of tradable-share without trading restrictions and top 10 shareholders

The company was not notified if the above shareholders were correlated or belonged to persons acting in concert as regulated in Measures for the Administration of the Takeover of Listed Companies.

Statement of top 10 common shareholders engaging in securities margin trading(if any)(reference to Note

Applicable Not applicable

Unit: Share

Changes in the top ten shareholders compared with the end of the previous period			
Name of shareholder (full name)	New additions/exits during the reporting period	Number of shares lent by refinancing at the end of the period and not yet returned	Number of shares held by shareholders in ordinary accounts and credit accounts and shares lent by refinancing and not yet returned at the end of the period
		Total Quantity	Proportion of total share capital

Fucheng Haifu Asset Management- Beijing Oriental Yuhong Waterproof Technology Co., Ltd. 2021 Employee Stock Ownership Plan- Fucheng Haifutong Oriental Yuhong Employee Stock Ownership Single Asset Management Plan	Exit	0	0.00%	2,000,000	0.08%
--	------	---	-------	-----------	-------

Whether the top 10 ordinary shareholders and the top 10 ordinary shareholders without selling restrictions of the Company cond5



Main job title


Main job title	Mr. Li Weiguo, born in 1965, graduated from Hunan Agricultural University, bachelor degree, China, no permanent right of abode in a foreign country or region. In 1989, he taught at Changsha County Vocational Secondary School; In 1992, he taught at Hunan Economic Management College; From 1993 to 1995, he worked in the Hunan Provincial Bureau of Statistics; In 1995, he founded Changsha Changhong Building Waterproof Engineering Co., Ltd. He has been the chairman of the company since 1998 and is the main founder. He is also the chairman of Beijing GeoEnviron Engineering & Technology Co., Ltd., the executive director of Shenzhen Kaier Hanxiang Shiye Co., Ltd., and the executive director and manager of Beijing Changyang Jingyuan Technology Co., Ltd. On July 2003, he was selected as one of the top ten young entrepreneurs of Beijing. In 2005, he was selected as model worker of Beijing. In 2012, he was selected as one of the top ten annual outstanding youth in Zhongguancun. On November 2017, he was selected as the most respectable entrepreneur. He was listed on the 2019 and 2020 China Top 100 CEO lists. He is currently the president of China National Building Waterproof Association and the vice president of China Building Material Council.
Status of overseas and domestic listed companies that had controlling shares in the past 10 years	Controlling shares of Beijing GeoEnviron Engineering & Technology Co., Ltd, stock code: 603588, the shareholding ratio of Mr. Li Weiguo is 17.14%.

Changes in actual controllers during the reporting period

Applicable Not applicable

No change in actual controller during the reporting period

Ownership and control relations between the actual controller and the company



Note: Mr. Li Weiguo is the actual controller of the Company. And Mr. Li Xingguo is Mr. Li

Weiguo's brother and acting-in-concert party.

Actual controller controls the company through trust or other asset management methods

Applicable Not applicable

4. The total amount of shares pledged by the controlling shareholder or the largest shareholder and the persons acting in concert accounts for 80% of the Company's shares held by them

Applicable Not applicable

5. Status of restrictions on the reduction of holdings for controlling shareholders, actual controller, restructuring party and other commitment subjects

Applicable Not applicable

6. Status of restrictions on the reduction of holdings for controlling shareholder, actual controller, restructuring party and other commitment subjects

Applicable Not applicable

IV. The specific implementation of share repurchase during the reporting period

Implementation progress of share repurchase

Applicable Not applicable

Plan disclosure time	Number of shares to be repurchased	Proportion in total share capital	Amount to be repurchased	Proposed repurchase period	Repurchase purpose	Number of shares repurchased (shares)	The ratio of the number of shares repurchased to the underlying shares involved in the equity incentive plan (if any)

November 14, 2023	9,375,000-18,750,000 shares	0.37%-0.74%	30,000-60,000	November 13, 2023-November 13, 2024	<p>The company held the 20th meeting of the eighth board of directors on February 5, 2024 to review and approve the "Proposal on Changing the Use of Repurchased Shares to Cancellation", and agreed to change the 2021 share repurchase plan and the 2023 share repurchase plan. The purpose of repurchasing shares has been changed from the original plan "repurchased shares will be used for later implementation of</p>	6,029,400	
-------------------	-----------------------------	-------------	---------------	-------------------------------------	---	-----------	--

				<p>employee stock ownership plans or equity incentives" to "repurchase d shares will be used for cancellation and reduction of the company's registered capital". The above-mentioned change in the use of repurchased shares needs to be submitted to the company's general meeting of shareholders for consideration.</p>
--	--	--	--	---



Implementation progress of reducing share repurchased by centralized bidding

Applicable Not applicable

Chapter VIII Status of Preferred Shares

Applicable Not applicable

No preferred shares during the reporting period

Chapter IX Information on Bonds

Applicable Not Applicable

I. Enterprise Bonds

Applicable Not Applicable

There were no enterprise bonds in the Company during the reporting period.

II. Corporate Bonds

Applicable Not Applicable

There were no corporate bonds in the Company during the reporting period.

III. Debt Financing Instruments of Non-financial Enterprises

Applicable Not Applicable

1. Basic information on debt financing instruments of non-financial enterprises

Unit: RMB

Bond name	Bond abbreviation	Bond code	Release date	Value date	Expiry date	Bond balance	Interest rate	Repayment method	Trading places
-----------	-------------------	-----------	--------------	------------	-------------	--------------	---------------	------------------	----------------

First Issue of Receivables Green Asset-Backed Notes (Science and Technology Notes) of Beijing Oriental Yuhong Waterproof Technology Co., Ltd. Priority asset-backed securities	Oriental Yuhong 2023-1 Excellent	143904.S Z	2023/12/27	2023/12/27	2024/11/18	53,100	4.2%	Pay interest on a quarterly basis, and repay principal at one time upon maturity	Shenzhen Stock Exchange
--	----------------------------------	------------	------------	------------	------------	--------	------	--	-------------------------

<p>Oriental Yuhong Phase 1 Accounts Receivable Green Asset-backed Special Plan (Technology Innovation) Subordinated Asset-backed Securities</p>	<p>Oriental Yuhong 2023-1 Secondary</p>	<p>143905.SZ</p>	<p>2023/12/27</p>	<p>2023/12/27</p>	<p>2024/11/18</p>	<p>2,900</p>	<p>0%</p>	<p>Quarterly payment of period income, distribution of remaining funds at maturity</p>	<p>Shenzhen Stock Exchange</p>
<p>Investor suitability arrangements (if any)</p>	<p>Meet the conditions stipulated in the "Interim Measures for the Supervision and Administration of Private Equity Investment Funds", "Regulations on the Administration of Asset Securitization Business of Securities Companies and Subsidiaries of Fund Management Companies", and "Shenzhen Stock Exchange Bond Market Investor Suitability Management Measures", and have appropriate Qualified institutional investors with financial investment experience, risk tolerance, and full capacity for civil conduct, except for participants prohibited by laws, regulations and relevant regulations.</p>								
<p>Applicable Trading Mechanisms</p>	<p>The priority asset-backed securities and the subordinated asset-backed securities not subscribed by Oriental Yuhong may apply for transfer through the comprehensive agreement trading platform of the Shenzhen Stock Exchange, but the priority asset-backed securities and the subordinated asset-backed securities not subscribed by Oriental Yuhong shall not be transferred during the period from each equity registration date to the corresponding redemption date or during the general meeting of the holders of asset-backed securities with control.</p>								
<p>Applicable Trading Mechanisms</p>	<p>Not applicable</p>								

Applicable Not Applicable

2. Triggering and implementation of issuer or investor option clauses and investor protection clauses

Applicable Not Applicable

3. Information on intermediaries

Bond project name	Intermediary name	Office address	Signing accountant name	Intermediary contact	Contact number
First Issue of Receivables Green Asset-Backed Notes (Science and Technology Notes) of Beijing Oriental Yuhong Waterproof Technology Co., Ltd.	Huaneng Guicheng Trust Co., Ltd.	6/F, Sunshine Building, No. 112, Xizhimenwai Street, Xicheng District, Beijing	-	Wang Xiaoyi	010-88306069
	China Construction Bank Corporation Beijing Branch	Gate 4 and Gate 8, Dacheng Plaza, Building 28, Xuanwumen West Street, Xicheng District, Beijing	-	Ning Peilun	010-85768630
	China Construction Bank Corporation Tongzhou Branch	No. 25 Financial Street, Xicheng District, Beijing	-	Ning Peilun	010-85768630
	Dagong International Credit Rating Co.Ltd.	3F, Block A, Foreign Language Building, No.89 North Xisanhuan Road, Haidian District, Beijing	-	Qiu Jiwei	010-67413300

5/F, Scitech
Thornton LLP Plaza, No. 22
(Special General Jianguomenwai
Partnership) Sbn

Co., Ltd.						
-----------	--	--	--	--	--	--

Raised funds for construction projects

Applicable Not applicable

Oriental Yuhong's Phase 1 Accounts Receivable Green Asset Support Special Plan (Technological Innovation) raised a total of 560 million yuan, all of which are planned to be used to pay for the purchase pon

6. The implementation and changes of guarantee, debt repayment plan and other debt repayment guarantee measures during the reporting period and the impact on the rights and interests of bond investors

Applicable Not Applicable

IV. Convertible corporate bonds

Applicable Not Applicable

During the reporting period, the Company did not have convertible corporate bonds.

V. The loss in the scope of consolidated statements during the reporting period exceeded 10% of the net assets at the end of the previous year

Applicable Not Applicable

VI. Overdue interest-bearing debts other than bonds at the end of the reporting period

Applicable Not Applicable

VII. Whether there is any violation of rules and regulations during the reporting period

Yes No

VIII. Major accounting data and financial indicators of the Company in the past two years as of the end of the reporting period

Unit: RMB 10,000

Item	
------	--

Cash interest coverage ratio	24.56	6.54	275.54%
EBITDA interest coverage ratio	31.58	18.26	72.95%
Loan repayment rate	100.00%	100.00%	
Interest coverage ratio	100.00%		

Chapter X Financial Reporting

I. Auditor's Report

The type of opinion	Standard unqualified opinion
Signing date	April 19, 2024
Auditor	Grant Thornton
Audit Report No.	ZTSZ (2024) No. 110A012773
Name of registered auditors	Liang Yinan, Luo Xiangqiang

Body of the report

Auditor's Report

GT (2024) No. 110A012773

To the shareholders of Beijing Oriental Yuhong Waterproof Technology CO., Ltd.

I. Auditor's opinion

We audited the financial statements of Beijing Oriental Yuhong Waterproof Technology Co., Ltd. (hereinafter referred to as Oriental Yuhong Company), which comprise the consolidated balance sheet as of December 31, 2023, the consolidated income statement, the consolidated statement of changes in shareholders' equity, the consolidated and corporate cash flow statement for FY2023, and notes to the relevant financial statements.

We believe that the attached financial statements prepared in accordance with the Accounting Standards for Business Enterprises in all major aspects fairly reflect the consolidated financial status of Oriental Yuhong Company as of December 31, 2023 and its consolidated and operating results as well as cash flow for FY2023.

II. Basis of our opinion

We conducted the audit in accordance with the Chinese Certified Public Accountants' Auditing Standards. The section titled "Certified Accountant's Responsibilities for the Audit of Financial Statements" of this report further elaborates on our responsibilities under these standards. In accordance with the Code of Professional Ethics for Chinese Certified Public Accountants, we have

gong Wa... Co... An... ort 2...
the... sponsibil... n... p... sion... as... ends... Ori... Yuhong
any... obtain... s... and app... p... t...
provide a ba... our... t... of... n...

I. Key audit matters


Key audit matters are those matters, in our professional judgment, are most significant to our audit of the financial statements of the current period. These matters are addressed in the context of our audit of financial statements as a whole in forming our opinion thereon, but we do not provide a separate opinion on these matters.

i. Recognition of sales revenue of waterproof products and engineering construction
For details of relevant information disclosure, please refer to Note 3, 24 and Note 5, 44 of the financial statements.

1. Description of the matter

Oriental Yuhong Company is mainly engaged in the sale of waterproof-coiled materials and coating products, engineering construction services. In 2023, the company's operating revenue was RMB 328.23 billion, including RMB 289.20 billion of sales revenue of waterproof products and RMB 32.44 billion of

RMB



- (4) Analyzing the fluctuation of sales revenue, sales price, gross profit margin and changes in income of main clients of different waterproof products to evaluate the rationality of the fluctuation of sales revenue of waterproof products;
- (5) Checking the supporting documents related to the revenue recognition of waterproof products by sampling, including sales contracts, sales orders, sales delivery orders, goods receipts, sales invoices, etc., to confirm the authenticity of sales revenue;
- (6) Selecting samples to implement the confirmation procedure for the sales revenue of waterproof products;
- (7) For the sales revenue of waterproof products confirmed before and after the balance sheet date, selecting samples and checking supporting documents such as sales delivery orders and goods receipts, so as to verify whether the sales revenue of waterproof products was recognized in an appropriate period;

For the construction revenue of waterproofing projects, the audit procedures we conducted mainly include:

- (1) Understanding and evaluating the management's design of internal control regarding the accounting of construction revenue and costs of waterproofing projects, and testing the effectiveness of the implementation of key controls, including internal controls of the actual project costs and the estimated total cost of the contract;
- (2) Obtaining the cost calculation sheet of engineering construction income, checking the total amount with the income cost Sub Ledger, and confirming the accuracy of the calculation sheet;
- (3) Checking the supporting documents such as the contract, invoice and goods receipt by sampling method in view of the actual cost of the construction project;
- (4) Conducting sampling inspection on the actual total cost of the completed project, comparing it with the estimated total contract cost of the project, and evaluating the rationality of the budgeted cost;
- (5) Selecting samples to check whether the total contract cost of the project under construction exceeds the total revenue, and reviewing the accuracy of the management's provision of the expected loss of the relevant contract;
- (6) Checking the supporting documents such as the goods receipt for the actual costs recognized before and after the balance sheet date to verify whether the actual costs are recognized in the appropriate period;
- (7) Selecting samples for field or video inventory of uncompleted projects to evaluate the rationality of the progress of uncompleted projects in the accounts.

As of December 31, 2023, the balance of accounts receivable and contract assets of Yuhong Company was RMB 3,946,000,000, and the balance of bad-debt loss allowance for accounts receivable and contract assets totaled RMB 2,047,000,000. The management put business of the credit risk of same features into the same portfolio in terms of accounts receivable and contract assets, and measured loss reserves based on expected credit losses. The key assumptions involved include historical credit losses and expectations of future economic conditions. The management confirmed that the key assumptions for the expected credit losses of accounts receivable and contract assets were significant.

IV. Other information

The management of Oriental Yuhong Company (hereinafter referred to as “the management”) is responsible for other information. Other information includes the information provided in the 2H

- (1) Identifying and assessing the risk of material misstatement of financial statements due to fraud or errors, designing and implementing audit procedures to deal with these risks, and obtaining sufficient and appropriate audit evidence as the basis for providing audit opinions. Since fraud may involve collusion, forgery, deliberate omission, misrepresentation or overriding internal control, the risk of failing to detect material misstatement due to fraud is higher than the risk of failing to detect material misstatement due to errors.
- (2) Understanding the internal control related to the audit in order to design appropriate audit procedures.
- (3) Evaluating the appropriateness of the accounting policies used by the management and the reasonableness of accounting estimates and related disclosures.
- (4) Drawing conclusions on the appropriateness of management's use of going concern assumptions. At the same time, based on the obtained audit evidence, conclusions can be drawn on whether there are major uncertainties in matters or circumstances about Oriental Yuhong Company as a going concern. If we concluded that there is significant uncertainty, the auditing standards require us in the audit report to draw the users' attention to the relevant disclosures in the financial statements; if the disclosure is insufficient, we should provide a non-unqualified opinion. Our conclusions were based on the information available as of the date of the audit report. However, future events or circumstances may result in the inability of Oriental Yuhong Company in continuing the business.
- (5) Evaluating the overall presentation, structure and content of the financial statements, and evaluating whether the financial statements present fair view of the relevant transactions and events.
- (6) Obtaining sufficient and appropriate audit evidence of the financial information in the entities or business activities of Oriental Yuhong Company to provide opinions on the financial statements. We were responsible for directing, supervising and performing group audits, and assumed full responsibility for the audit opinions.

We communicated with the management on the planned audit scope, timing and major audit findings, including the notable internal control deficiencies we have identified during the audit.

We also provided a statement to the governance that we have complied with the professional ethics requirements in terms of the independence, and communicated with the governance all relationships and other matters that may be reasonably believed to affect our independence, as well as related preventive measures (if applicable).

From the matters we communicated with the governance layer, we determined which matters were the most important to the audit of the financial statements of the current period, and thus constituted

key audit matters. We described these matters in the audit report, unless laws and regulations prohibit public disclosure of these matters, or in rare cases, if the negative consequences of communicating a matter in the audit report are reasonably expected to outweigh the public interest benefits, we determine the matter should not be discussed in the audit report.

Grant Thornton	China's Certified Public
(Limited Liability	Accountant
Partnership)	(Engagement partner)

Beijing, China	China's Certified Public
	Accountant

April 18, 2024

II. Financial Statements

Currency Unit in the Notes to Financial Statements: RMB

1. Consolidated Balance Sheet

Prepared by: Beijing Oriental Yuhong Waterproof Technology Co., Ltd.

December 31, 2023

Unit: RMB

Items	December 31, 2023	January 1, 2023
Current Assets:		
Monetary Funds	9,119,500,669.37	10,539,216,758.55
Provision of Settlement Funds		
Loans to Other Banks		
Trading Financial Assets	635,900,187.31	607,088,731.43
Derivative Financial Assets		
Notes Receivable	616,796,605.78	508,238,462.51
Accounts Receivable	9,568,035,962.61	10,878,566,767.30
Receivable Financing	1,784,663,766.70	1,591,548,416.80
Advance Payments	1,077,697,570.08	844,966,767.95
Premiums Receivable		
Reinsurance Premiums Receivable		
Reserves for Reinsurance Contract Receivable		
Other Receivables	4,075,587,334.21	2,144,045,524.14
Of which: Interest Receivable		
Dividends Receivable		6,384,843.30




Buying Back the Sale of Financial Assets



Right-of-use Assets	200,044,186.47	169,202,828.43
Intangible		


Of which: Preferred Shares		
Perceptual Bonds		
Lease Liabilities	177,044,897.51	150,551,421.42
Long-term Payables	52,560,000.00	54,020,000.00
Long-term Employee Compensation Payable		
Estimated Liabilities	58,906,993.01	36,446,059.05
Deferred Income	689,812,262.93	610,423,884.71
Deferred Tax Liabilities	42,938,699.14	43,862,422.15
Other Non-current Liabilities		
Total X̄bil ìim"		

X̄bil ìim"



988''98

28'89'8888 9



.....

Undistributed Profits	16,098,691,927.30	14,122,557,990.99
Total Owners' Equity Attributable to the Parent Company	28,374,014,507.51	26,808,836,431.15
Minority Interests	332,793,614.16	381,312,092.08
Total Owners' Equity	28,706,808,121.67	27,190,148,523.23
Total Liabilities and Owners' Equity	51,173,993,594.77	50,590,772,907.13

Legal Representative: Li Weiguo Competent Accounting Head: Xu Wei Accounting Agency Head: Xu Wei

2. Balance Sheet of the Parent Company

Unit: RMB

Items	December 31, 2023	January 1, 2023
Current Assets:		
Monetary Funds	4,786,210,394.27	4,805,056,462.13
Trading Financial Assets	635,900,187.31	607,088,731.43
Derivative Financial Assets		
Notes Receivable	40,609,004.49	41,541,560.80
Accounts Receivable	2,236,497,043.33	3,092,903,601.87
Receivable Financing	104,063,028.77	145,455,406.93
Advance Payments	143,371,233.96	158,074,071.45
Other Receivables	13,278,403,865.39	11,336,618,020.32
Of which: Interest Receivable	150,117,184.69	111,633,577.71
Dividends Receivable	1,100,000,000.00	1,806,384,843.30
Stock	26,401,245.21	35,663,183.12
Contract Assets		

Assets Held for Sale		
Non-current Assets Due within One Year		
Other Current Assets	177,175,713.81	101,075,209.76
Total Current Assets	21,428,631,716.54	20,323,476,247.81
Non-current Assets:		
Debt Investment		1,650,000,000.00
Other Debt Investment		
Long-term Receivables		
Long-term Equity Investment	6,097,436,312.78	5,314,401,905.02
Other Equity Instrument Investments	252,533,621.48	262,468,192.09
Other Non-current Financial Assets		
Investment Real Estate		
Fixed Assets	849,031,931.33	934,778,718.95
Construction in Progress	165,426,195.72	92,529,005.60
Productive Biological Assets		
Oil and Gas Assets		
Right-of-use Assets	68,436,944.54	70,196,060.78
Intangible Assets	74,863,533.23	81,869,069.88
Development Expenditure		
Goodwill		
Long-term Unamortized Expenses	6,175,029.14	1,493,656.49

Deferred Tax Assets	385,883,934.72	259,674,480.95
Other Non-current Assets	704,861,384.33	498,681,084.64
Total Non-current Assets	8,604,648,887.27	9,166,092,174.40
	30,033,280,603.81	29,489,568,46.80

888.034

Non-current Liabilities:		
Long-term Borrowings	790,000,000.00	310,667,000.00
Bonds Payable		
Of which: Preferred Shares		
Perceptual Bonds		
Lease Liabilities	68,038,933.13	69,377,868.44
Long-term Payables	52,560,000.00	54,020,000.00
Long-term Employee Compensation Payable		
Estimated Liabilities	17,047,028.35	7,212,437.54
Deferred Income		
Deferred Tax Liabilities	12,716,446.38	21,061,922.03
Other Non-current Liabilities		
Total Non-current Liabilities	940,362,407.86	462,339,228.01
Total Liabilities	15,729,155,828.43	15,011,302,129.10
Owners' Equity:		
Share Capital	2,518,464,191.00	2,518,464,191.00
Other Equity Instruments		
Of which: Preferred Shares		
Perceptual Bonds		
Capital Reserves	10,561,580,738.23	10,802,327,675.31
Minus: Treasury Shares	1,242,192,156.53	1,121,608,787.15
Other Comprehensive Income	13,070,625.03	58,197,963.28





Beijin

Net Amount of Insurance Contract Provisions		
Policy Dividend Payments		
Reinsurance Expenses		
Tax and Extra	282,840,329.87	252,767,386.53
Selling Expenses	2,978,178,436.64	2,657,678,372.46
Administrative Expenses	1,539,428,589.42	1,794,863,621.04
R&D Expenses	605,651,087.44	556,315,937.11
Financial Expenses	128,562,022.57	245,230,820.30
Of which: Interest Expenses	126,722,473.01	197,928,387.12
Interest Income	52,252,700.91	71,272,385.61
Plus: Other Income	489,314,748.36	452,621,657.92
Investment Income (Loss Presented in "-")	-45,403,279.75	-11,961,014.23
Of which: Investment Income from Associated Enterprises and Joint Ventures	3,101,561.19	6,433,503.63
Income from Derecognition of Financial Assets Measured at Amortized Cost		
Exchange Gain (Loss Presented in "-")		

Net Exposure to Hedging Gain (Loss Presented in "-")		
Income from Changes in Fair Value (Loss Presented in "-")	-10,930,453.26	-4,868,566.98
Credit Impairment Loss (Loss Presented in "-")	-75-	

Loss (Loss Presented in "-")






3. A...	of		
Financial Assets Reclas...	into		
Other Comprehensive I...			

5. Cash Flow Hedging Reserves		
6. Translation Differences of Foreign Currency Financial Statements	5,330,461.34	3,093,864.20
7. Others		
Net of Tax of Other Comprehensive Income Attributable to Minority Shareholders	40,429.53	-41,284.27
VII. Total Comprehensive Income	2,247,813,011.17	2,117,121,972.92
Total Comprehensive Income Attributable		

Items	2023	2022
I. Operating Income	5,082,972,865.59	5,679,341,233.60
Minus: Operating Cost	4,445,239,085.48	4,878,886,253.41
Tax and Extra	8,304,913.30	13,127,420.01
Selling Expenses	443,118,810.40	468,646,602.52
Administrative Expenses	506,982,282.83	516,238,511.73
R&D Expenses	143,350,702.11	112,487,106.56
Financial Expenses	6,823,853.23	60,521,515.00
Of which:		
Interest Expenses	72,323,628.57	110,942,483.94
Interest Income	77,403,039.44	91,548,821.45
Plus: Other Income	19,739,520.43	25,779,894.75
Investment Income (Loss Presented in "-")	1,091,002,374.05	1,825,479,477.99
Of which:		
Investment Income from Associated Enterprises and Joint Ventures	-934,307.43	6,256,208.54
Income from Derecognition of Financial Assets Measured at Amortized Cost (Loss Presented in "-")		
Net Exposure to Hedging Gain (Loss Presented in "-")		
Income from Changes in > s		

Credit Impairment Loss (Loss Presented in "-")	-236,537,698.02	-134,730,398.27
Asset Impairment Loss (Loss Presented in "-")	-54,371,369.66	-2,968,716.16
Asset Disposal Income (Loss Presented in "-")	-91,920.96	-621,628.33
II. Operating Profit (Loss Presented in "-")	347,979,528.46	1,337,560,180.72
Plus: Non-operating Income	7,762,926.76	4,179,077.39
Minus: Non-operating Expenses	9,142,000.96	371,272.56
III. Total Profit (Total Loss Presented in "-")	346,600,454.26	1,341,367,985.55
Minus: Income Tax Expenses	-134,775,416.22	-167,418,053.79
IV. Net Profit (Net Loss Presented in "-")	481,375,870.48	1,508,786,039.34
(i) Net Profit from Continuing Operations (Net Loss Presented in "- ")	481,375,870.48	1,508,786,039.34
(ii) Net Profit from Discontinued Operations (Net		

2. Other Comprehensive Income that Cannot be Transferred into Profit and Loss under the Equity Method	-12,091.75	0.00
3. Changes in Fair Value of Other Equity Instrument Investments	-45,115,246.50	-2,938,800.72
4. Changes in Fair Value of Enterprise's Own Credit		
(4) Other Comprehensive Income Reclassified into Profit and Loss		
1. Other Comprehensive Income Transferrable into Profit and Loss under the Equity Method		
2. Changes in Fair Value of Debt Investments		
3. Amount of Financial Assets Reclassified into Other Comprehensive Income		
5. Cash Flow		



Earnings Per Share:		
(I) Basic Earnings Per Share		
(II) Diluted Earnings Per Share		

5. Consolidated Cash Flow Statement

Unit: RMB

Items	2023	2022
I. Cash Flows from Operating Activities		
Cash Received from Sales of Goods or Rendering of Services	33,342,010,256.55	32,619,284,986.49
Net Increase in Client Deposits and Deposits from Other Banks		
Net Increase in Borrowings from Central Bank		
Net Increase in Loans from Other Financial Institutions		
‡ Cash Received from Original		

Net Cash from Funds Received as Agent of Stock Exchange		
Tax Refunds Received	14,952,232.24	24,079,554.06
Cash Received Relating to Other Operating Activities	1,108,080,377.70	2,222,091,922.90
Subtotal of Cash Inflows from Operating Activities	34,465,042,866.49	34,865,456,463.45
Cash Paid for Purchase of Goods and Receipt of Services	22,940,230,448.60	25,168,470,891.08
Net Increase in Loans and Advances to Clients		
Net Increase in Deposits in Central Bank and Other Banks		
Cash Paid for Original Insurance Contract Claims		
Net Increase in Loans to Other Banks		
Cash Paid for Interest, Handling Charges, and Commission		
Cash Paid for Policy Dividends		
Cash Paid to and on Behalf of Employees	3,093,467,769.50	3,142,181,591.71
Tax Payments	2,538,826,886.33	2,770,693,112.26
Cash Paid Relating to Other Operating Activities	3,789,320,122.45	3,130,098,104.44
Subtotal of Cash Outflows from Operating Activities	32,361,845,226.88	34,211,443,699.49
Net Cash Flows from Operating Activities	2,103,197,639.61	654,012,763.96

II. Cash Flows from Investment Activities:		
Cash Received from Disposal of Investments	701,357,441.00	1,169,312,543.63
Cash Received from Returns on Investments	25,343,407.94	15,234,623.54
Net Cash Received from Disposal of Fixed Assets, Intangible Assets, and Other Long-term Assets	52,027,023.75	49,865,780.25
Net Cash Received from Disposal of Subsidiaries and Other Business Entities	14,727,113.41	
Cash Received to Other Investment Activities	1,468,789,329.00	1,132,387,730.41
Subtotal of Cash Inflows from Investment Activities	2,262,244,315.10	2,366,800,677.83
Cash Paid for Purchase of Fixed Assets, Intangible Assets, and Other Long-term Assets	1,884,467,195.47	4,222,678,234.05
Cash Paid to Acquire Investments	1,012,791,186.07	32,026,362.32
Net Increase in Pledge Loans		
Net Cash Paid to Acquire Subsidiaries and Other Business Entities	182,856,786.27	83,741,994.98
Cash Paid Relating to Other Investment Activities	1,000,000,000.00	2,757,000,000.00
Subtotal of Cash Outflows from Investment Activities	4,080,115,167.81	7,095,446,591.35
Net Cash Flows from Investment Activities	-1,817,870,852.71	-4,728,645,913.52
III. Cash Flows from Financing Activities:		

Cash Received from Capital Contributions	49,368,000.00	6,988,000.66
Of which: Cash from Minority Shareholders' Investment in Subsidiaries	49,368,000.00	0.00
Cash Received from Borrowings	7,179,879,121.09	8,873,367,935.98
Cash Received Relating to Other Financing Activities	204,843,821.68	890,180,745.00
Subtotal of Cash Inflows from Financing Activities	7,434,090,942.77	9,770,536,681.64
Cash Paid for Repayment of Debts	7,548,955,876.76	8,961,075,338.40
Cash Paid for Distribution of Dividends, Profits, or Cash Payments of Interests	385,256,310.10	862,568,616.79
Of which: Dividends and Profits Paid to Minority Shareholders by Subsidiaries	10,192,829.60	
Cash Paid Relating to Other Financing Activities	1,054,690,614.38	976,173,128.86
Subtotal of Cash Outflows from Financing Activities	8,988,902,801.24	10,799,817,084.22

C P

E o to

YAP

0029316187



Cash Received from		
Disposal of Fixed Assets, Intangible	839,587.63	371,862.15
Assets, and Other Long-term Assets		
Other		
Cash Received from		
Investment Activities		

Subtotal of Cash Inflows from Financing Activities	2,301,659,737.32	5,469,207,763.12
Cash Paid for Repayment of Debts	2,915,219,762.46	4,606,616,530.41
Cash Paid for Distribution of Dividends, Profits, or Cash Payments of Interests	320,688,856.88	861,644,883.32
Cash Paid Relating to Other Financing Activities	959,533,347.77	900,326,061.33
Subtotal of Cash Outflows of Financing Activities	4,195,441,967.11	6,368,587,475.06
Net Cash Flows from Financing Activities	-1,893,782,229.79	-899,379,711.94
IV. Effect of Exchange Rate Changes on Cash and Cash Equivalents		
V. Net Increase in Cash and Cash Equivalents	15,394,716.62	-5,332,411,173.10
Plus: Opening Balance of Cash and Cash Equivalents	4,582,534,911.42	9,914,946,084.52
VI. Balance of Cash and Cash Equivalents	4,597,929,628.04	4,582,534,911.42

7. Consolidated Statement of Changes in Equity

Current Amount

Unit: RMB

Item s	2023												Mino rity Inter	Total Own ers'
	Owners' Equity Attributable to the Parent Company													
	Shar e	Other Equity Instruments	Capit al	Minu s:	Othe r	Appr opria	Surpl us	Gene ral	Undi strib	Othe rs	Subt otal			

	Capital	Preferred Shares	Perpetual Bonds	Others	Reserves	Treasury Shares	Comprehensive Income	Reserves	Reserves	Risk Reserves	Adjusted Profits			ests	Equity	
I. Closing Balance of Previous Period	2,518,464,191.00				10,721,493,283.54	1,121,608,787.15	24,057,640.43		543,872,112.34		14,122,557,990.99			26,808,836,431.15	381,312,092.08	27,190,148,523.23
Plus: Changes in Accounting Policies																
Corrections of Prior Period Errors																



t

invested by Other Instrument Holders

0.00 0.00

3. Amount

(III) Profi t Distr ibuti on									48,13 7,587 .05		- 297,1 97,33 0.55		- 249,0 59,74 3.50	- 10,19 2,829 .60	- 259,2 52,57 3.10
1. With draw als of Surpl us Rese rves									48,13 7,587 .05		- 48,13 7,587 .05		0.00		0.00
2. With draw als of Gene ral Risk Rese rves															
3. Distr ibuti on to the Own ers (or the Shar ehol ders)											- 249,0 59,74 3.50		- 249,0 59,74 3.50	- 10,19 2,829 .60	- 259,2 52,57 3.10

4. Othe rs															
(IV) Bala nce Dow n of the Own ers' Equit y															
1. Conv ersio n of Capit al Rese rves into Capit al (or Equit y)															







rs															
(V) Appropriative Reserves															
1. Amount Withdrawn for the Current Period															
2. Amount Used for the Current Period															
(VI) Others															

IV. Closi ng Bala nce of Curr ent Perio d	2,518 ,464, 191.0 0				10,42 2,186 ,648. 49	1,242 ,192, 156.5 3	- 15,14 5,802 .14		592,0 09,69 9.39		16,09 8,691 ,927. 30		28,37 4,014, 507.5 1	332,7 93,61 4.16	28,70 6,808 ,121. 67
--	------------------------------	--	--	--	-------------------------------	------------------------------	----------------------------	--	------------------------	--	-------------------------------	--	-------------------------------	------------------------	-------------------------------

Amount of Previous Period

Unit: RMB

	2022														
	Owners' Equity B														
Item s															

Plus:								
Changes in Accounting Policies		12,6	584,	597,5	23,3	620,		
		27.7	936.	64.58	37.5	902.		
		7	81		7	15		
Corrections of Prior Period Errors								
Others								
II. Opening Balance of Current Period	2,52	10,7	344,	25,7	392,	1<1		
	1,20	94,5	130,	80,6	993,			
	4,70	48,9	962.	52.5	508.			
	3.00	98.5	30	3	41			
		3						

III. Chan ges in the Incre ase or Decr ease for the Curr ent Perio d (Dec rease Prese nted in "- ")	- 2,74 0,51 2.00				- 73,0 55,7 14.9 9	777, 477, 824. 85	- 1,72 2,41 2.10		150, 878, 603. 93		1,21 7,96 1,63 6.04		513,8 43,77 6.03	- 7,97 7,28 0.36	505, 866, 495. 67
(i) Total Com preh ensiv e Inco me							- 1,72 2,41 2.10				2,12 1,35 3,82 9.27		2,119 ,631, 417.1 7	- 2,50 9,44 4.25	2,117 ,121, 972. 92

(ii) Capital Invested and Reduced by the Owners	- 2,74 0,51 2.00				- 73,0 55,7 14.9 9	777, 477, 824. 85							- 853,2 74,05 1.84	- 5,46 7,83 6.11	- 858, 741, 887. 95
1. Common Shares Invested by the Owners	144, 413. 00				6,84 3,73 2.07								6,988 ,145. 07		6,98 8,14 5.07
2. Capital Invested by Other Instrument Holders															

1. With draw als of Surpl us Rese rves										150, 878, 603. 93		- 150, 878, 603. 93				
2. With draw als of Gene ral Risk Rese rves																
3. Distr ibuti on to the Own ers (or the Shar ehol ders)												- 752, 513, 589. 30	- 752,5 13,58 9.30			- 752, 513, 589. 30
4. Othe rs																

(IV) Balance Down of the Own ers' Equit y															
1. Conv ersio n of Capit al Rese rves into Capit al (or Equit y)															
2. Conv ersio n of Surpl us Rese rves into Capit al (or Equit y)															

3.

Loss

es

Mad

e up

With

Surpl

us

Rese

rves

4.

Chan

ges

in

Defi

ned

Bene

fit

Plans

Carri

5.
Othe
r
Com
preh
ensiv
e
Inco
me
Carri
ed
Forw
ard
to
Retai
ned
Earni
ngs

6.
Othe
rs

(V)
Appr
opria
tive
Rese
rves

1.
Amo
unt
Wn

d															
Amount used for the Current Period															
(VI) Others															
IV. Closing Balance of Current Period	2,51 8,46 4,19 1.00				10,7 21,4 93,2 83.5 4	1,12 1,60 8,78 7.15	24,0 57,6 40.4 3		543, 872, 112. 34		14,1 22,5 57,9 90.9 9		26,80 8,836 ,431. 15	381, 312, 092. 08	27,1 90,1 48,5 23.2 3

8. Changes in Equity

II. Openi ng Balanc e of Curren t Period	2,518, 464,19 1.00				10,802 ,327,6 75.31	1,121, 608,78 7.15	58,197 ,963.2 8		543,87 2,112. 34	1,677, 013,13 8.33		14,478 ,266,2 93.11
III. Chang es in the Increas e or Decrea se for the Curren t Period (Decre ase Presen ted in "-")					- 240,74 6,937. 08	120,58 3,369. 38	- 45,127 ,338.2 5		48,137 ,587.0 5	184,17 8,539. 93		- 174,14 1,517. 73
(i) Total Compr ehensi ve Incom e							- 45,127 ,338.2 5			481,37 5,870. 48		436,24 8,532. 23

(ii) Capital Investe d and Reduc ed by the Owner s					- 240,74 6,937. 08	120,58 3,369. 38							- 361,33 0,306. 46
1. Comm on Shares Investe d by the Owner s													
2. Capital Investe d by Other Equity Instru ment Holder s													

3. Amount of Share-based Payments Recorded into the Owners' Equity					- 240,74 6,937. 08	- 1,885, 539.40						- 238,86 1,397. 68
4. Others						122,46 8,908. 78						- 122,46 8,908. 78
(iii) Profit Distribution									48,137 ,587.0 5	- 297,19 7,330. 55		- 249,05 9,743. 50
1. Withdrawals of Surpluses Reserves									48,137 ,587.0 5	- 48,137 ,587.0 5		
2. Distribution to the Owners (or the Shareh										- 249,05 9,743. 50		- 249,05 9,743. 50

olders)												
3. Others												
(iv) Balanc e Down of the Owner s' Equity												
1. Conve rsion of Capital Reserv es into Capital (or Equity)												

2. Conve rsion of Surplu s Reserv es into Capital (or Equity)												
3. Losses Made up With Surplu s Reserv es												
4. Chang es in Define d Benefi t Plans Carrie d Forwar d to Retain ed Earnin gs												

5. Other Compr ehensi ve Incom e Carrie d Forwar d to Retain ed Earnin gs												
6. Others												
(v) Appro priativ e Reserv es												
1. Amou nt Withdr awn for the Curren t Period												

2.

Amou

nt

Used

for the

Curren

t

Period

(vi)

Others

IV.

Closin

g

Balanc

e of

I.	
Closin	
g	
Balanc	2,521,1f
e of	
Previo	
us	
Period	

III. Changes in the Increase or Decrease for the Current Period (Decrease Presented in "-")	- 2,740,5 12.00				30,846, 250.76	777,47 7,824.8 5	- 2,938,8 00.72		150,87 8,603.9 3	605,39 3,846.1 1	3,961,5 63.23
(i) Total Comprehensive Income							- 2,938,8 00.72			1,508,7 86,039. 34	1,505,8 47,238. 62
(ii) Capital Invested and Reduced by the Owners	- 2,740,5 12.00				30,846, 250.76	777,47 7,824.8 5	0.00				- 749,372 ,086.09

1. Comm on Shares Investe d by the Owner s	144,41 3.00				6,843,7 32.07							6,988,1 45.07
2. Capital Investe d by Other Equity Instru ment Holder s												0.00
3. Amou nt of Share- based Payme nts Record ed into the Owner s' Equity						- 135,97 2,275.3 5						135,972 ,275.35
4. Others	- 2,884,9 25.00				24,002, 518.69	913,45 0,100.2 0						- 892,332 ,506.51

1. Conve rsion of Capital Reserv es into Capital (or Equity)												
2. Conve rsion of Surplu s Reserv es into Capital (or Equity)												
3. Losses Made up With Surplu s Reserv es												



Beijing Oriental Yuhoni

es

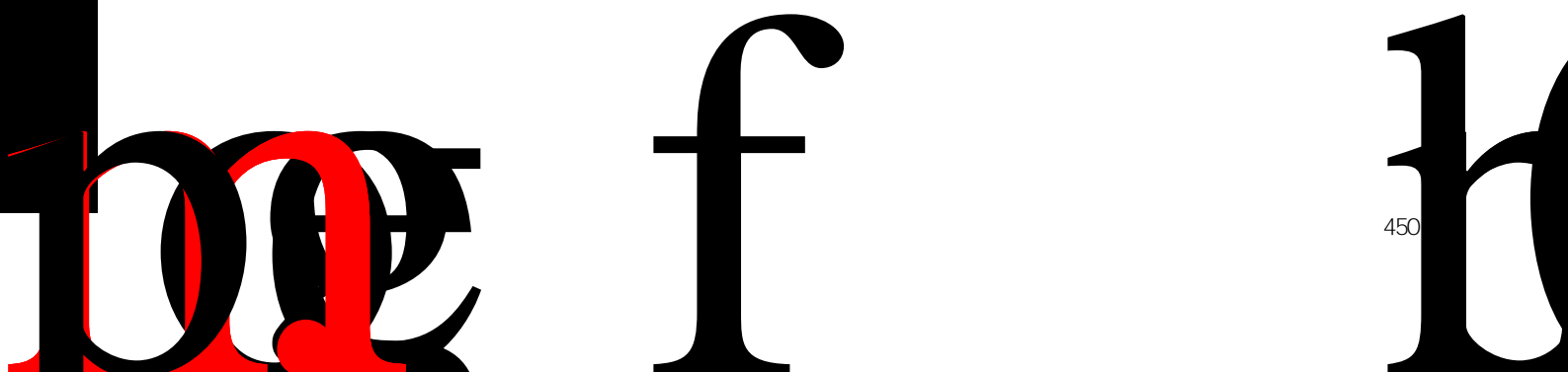
1.

Amou
nt
Withdr
awn
for the
Curren
t
Period

2.

Amou
nt
Used
for the
Curren
t
Period

(



is a joint stock limited company that publicly issues A-shares domestically and is listed on the Shenzhen Stock Exchange. The Company was formerly known as Beijing Oriental Yuhong Waterproof Technology Co., Ltd., established on March 30, 1998, with a registered capital of RMB 10 million, and funded and established by natural persons of Li Weiguo, Li Xingguo and Chen Dingsong. On August 31, 2000, it was wholly changed into a joint stock limited company.

With the approval of China Securities Regulatory Commission (ZJXK [2008] No. 927), the company issued common shares of 13.2 million RMB on September 1, 2008. With the approval of the Shenzhen Stock Exchange “Notice on the Listing of RMB Common Stocks of Beijing Oriental Yuhong Waterproof Technology Co., Ltd.”

technical services of waterproof materials, anti-corrosion materials, thermal insulation materials, and complete construction equipment; operating export business of the Company's self-produced products and technology; operating import business of the raw and auxiliary materials, instrumentation, mechanical equipment, spare parts and technology required by the production of the company and its member companies (except the commodities prohibited by the state government from import and export); information technology services; operation of incoming processing and "three supplies and one compensation" business; Manufacturing rubber products (only engaging in production and business activities in other ports); professional contracting of building waterproof engineering.

This financial statement and its notes were approved at the Company's 6th meeting of the 21th Board of Directors on April 18, 2024.

IV. Basis of preparation of the financial statements

1. Basis of preparation

These financial statements are prepared in accordance with the Accounting Standards for Business Enterprises and its application guidelines, interpretations and other relevant regulations (collectively referred to as "Accounting Standards for Business Enterprises") promulgated by the Ministry of Finance. In addition, the Group also disclosed relevant financial information in accordance with the China Securities Regulatory Commission's

E

standards for Business Enterprises


Accounting Standards for Business Enterprises

I

to

Company

2



B
2. Accounting cycle

3. Operating cycle

The Company's operating cycle is 12 months.

4. Recording currency

The Company and its domestic subsidiaries' recording currency is Renminbi (RMB). The recording currency of the Company's overseas subsidiaries is determined based on the primary economic environment in which they operate. The recording currency of the Company in preparing these financial statements is RMB.

5. Determination method and selection basis of significant criteria

Applicable Not applicable

Item	Significant criteria
Significant receivables with single provision for bad debts	The amount of single provision accounts for more than 10% of the total amount of bad debt provision for various receivables and the amount is more than RMB 50,000,000
Significant construction in progress	The budget amount is more than RMB 100,000,000 and the closing balance is more than RMB 50,000,000
Significant non-wholly owned subsidiaries	Assets account for more than 5% of the total consolidated assets
Significant investment activities	The investment amount exceeds RMB 200,000,000

6. Accounting treatment method for business combinations involving enterprises under common control and not under common control

(1) Business combinations involving enterprises Omx



between the carry amount and the net assets of the combined party at the date of the combination. If the carrying amount of the net assets (including minority interest) is less than the net assets, the difference shall be recognized as a gain or loss. If the carrying amount is greater than the net assets, the difference shall be recognized as a loss. The long-term equity investment held by the combined party at the date of the combination shall be measured at the carrying amount of the combined party has been determined to be relevant. The difference between the carrying amount and the net assets shall be recognized as a gain or loss when the combined party is obtained and the date when the combined party is obtained is the date of the combination. The final accounting period of the combined party shall be the same as that of the combined party to the date of the combination; Changes in profit and loss, other comprehensive income and other owners' equity shall be offset against the initial retained earnings or current gains and losses during the comparative accounting period.

(2) Business combinations involving enterprises not under common control

For business combinations involving enterprises not under common control, the combination cost is the fair value of the assets

(3) Transaction costs associated with business combination

Agency expenses such as auditing, legal services, evaluation and consulting, and other related administration expenses incurred for the business combination shall be included in the current profits and losses when they are incurred.



priority own...
will be pre...
Loss" will...
un... profit... the am... of loss... current period attr...
min... share... ary exce... shareholders' por...
balanc... owner's equity of... subsidiary, the... against the balance of...
interes...
(2) As... owners

following conditions, the Company will treat the multiple transactions as a package transaction for accounting treatment:

- These transactions are concluded simultaneously or in consideration of their mutual influence;
These transactions as a whole can achieve a complete business result;
- The occurrence of one transaction depends on the occurrence of at least one other transaction;
- One transaction is uneconomical when viewed alone, but it is economical when considered together with other transactions.

When the equity is disposed of step by step until the control right is lost, the measurement of the remaining equity and the accounting of the profit and loss related to the disposal of equity shall be carried out in accordance with the aforementioned “treatment of loss of control right of subsidiaries”. The difference between each disposal price before the loss of control and the share of the book value of the net assets of the subsidiary corresponding to the disposal investment calculated continuously from the date of purchase shall be treated as follows:

- If it belongs to a “package transaction”, it shall be recognized as other comprehensive income. When the control right is lost, it shall be transferred to the profits and losses of the current period when the control right is lost.
- If it does not belong to a “package transaction”, it shall be included in the capital reserve (capital stock premium) as an equity transaction. When the control right is lost, it shall not be transferred to the profits and losses of the period in which the control right is lost.

8. Classification of joint venture arrangements and accounting methods for joint operations

A joint arrangement refers to an arrangement under the joint control of two or more participants. The Company joint venture arrangements are divided into joint operations and joint ventures.

(1) Joint operation

Joint operation refers to a joint arrangement in which the Company obtains the relevant assets of the arrangement and assumes the relevant liabilities of the arrangement.

The Company confirms the following items related to the share of interests in joint operations, and conducts accounting treatment in accordance with the relevant enterprise accounting standards:

- A. Recognize the assets held separately and the assets jointly held by their shares;
- B. Recognize the liabilities borne individually and the liabilities borne jointly by their shares;
- C. Recognize the income generated by selling its share of joint operating output;
- D. Recognize the income generated by the joint operation from the sale of output according to its share;

E. Confirm the expenses incurred separately, and confirm the expenses incurred by joint operations according to their shares.

(2) Joint ventures

A joint venture refers to a joint arrangement in which the Company only has rights to the net assets of the arrangement.

The Company accounts for investments in joint ventures in accordance with the provisions of the equity method for long-term equity investments.

9.Criteria for determining cash and cash equivalents

Cash comprise cash on hand, deposits that can be readily drawn on demand. Cash equivalents refer to short-term and highly liquid investments that are readily convertible to known amounts of cash and which are subject to an insignificant risk of changes in value.

10.Foreign currency transaction and translation of foreign currency financial statements

(1) Foreign currency transaction

Foreign currency transactions are translated into recording currency using the exchange rates prevailing at the dates of the transactions.

On the balance sheet date, monetary items denominated in foreign currencies are translated into recording currency using the spot exchange rates on the balance sheet date. Exchange differences arising from these translations are recognized in profit or loss for the current period. Non-monetary items denominated in foreign currencies that are measured at historical costs are translated at the balance sheet date using the spot exchange rates at the date of the transactions. For non-monetary items in foreign currencies measured at fair value, they are translated using the spot exchange rate on the date when the fair value is determined. The difference between the translated accounting currency amount and the original accounting currency amount is included in the current profit and loss or other comprehensive income.

(2) Translation of financial statements in foreign currency

On the balance sheet date, when translating the foreign currency financial statements of overseas subsidiaries, the assets and liabilities in the balance sheet shall be translated using the spot exchange rate on the balance sheet date. Owners' equity items except for "undistributed profits", shall be translated using the spot exchange rate on the date of occurrence.

The income and expense items in the income statement are translated at the spot exchange rate on the transaction date.

All items in the cash flow statement are converted at the spot exchange rate on the date of the cash flow. The impact of exchange rate changes on cash is treated as an adjustment item, and the item



Beijing Oriental Yuhong W

Financial assets measured at amortized cost

The Company classifies financial assets that meet the following conditions and that are not designated as financial assets at fair value via the current profit and loss, as financial assets that are measured at amortized cost:

The business model of the Company to manage the financial assets is to collect contractual cash flow;

The contract terms of the financial asset stipulate that the cash flow generated on a specific date is only the payment of the principal and the interest based on the outstanding principal amount.

After the initial recognition, the actual interest rate method is adopted to measure such financial assets at amortized cost. The gains or losses arising from financial assets that are measured at amortized cost and are not part of any hedging relationship are included in the current profits and losses when they are de-recognized, amortized in accordance with the effective interest method, or recognized as impairment.

Financial assets at fair value and whose changes are included in other comprehensive incomes

The Company classifies financial assets that meet the following conditions and are not designated as financial assets at fair value via the current profit and loss, as financial assets measured at fair value via other comprehensive income.

The Company business model for managing financial assets is aimed at both collecting contractual cash flow and selling

Principal

Financial

assets

are

measured

at fair value


and their changes

are

included

in

other comprehensive



resulting gains or losses (including interest and dividend income) are included in the current profit and loss unless the financial assets are part of the hedging relationship.

The business model of managing financial assets refers to how the Company manages financial assets to generate cash flow. The business model determines whether the source of the cash flow of the financial assets managed by the Company is to collect contractual cash flows, sell financial assets, or both. The Company determines the business model for managing financial assets based on objective facts and the specific business objectives of the management of financial assets determined by key management personnel.

The Company evaluates the contractual cash flow characteristics of financial assets to determine whether the contractual cash flow generated by the relevant financial assets on a specific date is only the payment of principal and interest based on the outstanding principal amount. Among them, principal refers to the amount of financial assets that will be received at initial recognition. Interest includes consideration for the time value of money, the credit risk associated with the outstanding principal amount in a specific period, and other basic borrowing risks, costs and profits. In addition, the Company evaluates contract terms that may cause changes in the time distribution or amount of contractual cash flows of financial assets to determine whether they meet the above-mentioned contractual cash flow characteristics. Only when the business model of managing financial assets is affected, financial assets shall be reclassified on the first day of the first accounting period after the business model is changed, otherwise the financial assets shall not be reclassified after initial recognition.

Financial assets are measured at fair value at the time of initial recognition. For financial assets that are measured at fair value via the current profit and loss, the relevant transaction costs are directly included in the current profit and loss; for other types of financial assets, the relevant transaction costs are included in the initial recognition amount. For accounts receivable arising from the sale of products or the provision of services that do not bngi

current profit and loss, the relevant transaction costs are included in the initial recognition amount.

Financial liabilities that are measured at fair value through profit or loss

Financial liabilities that are measured at fair value through profit or loss include: transaction financial liabilities, and financial liabilities

...ual of ... on, the ... of ... definition of a financial liability ... financial ... an ... the Group ... own equity ... it is ... y to consider whether the Group ... own equity ... instruments for settling the instrument are ... a substitute for cash or other financial assets ... are used to make sure that the instrument ... is entitled to the residual equity of the assets after the issuer deducts all ... Dabilities. If ... is the ... , the instrument is a financial liability to the Group; and if it is the latter, the instrument is an ... instrument to the Group.

Derivatives and embedded derivatives

... initially measured at the fair value on the day when the derivative transaction ... he ... ac

DH

the ...

I

SI

Lease receivables;

Financial guarantee contracts (except for when measured at fair value through profit or loss, or when a transfer of a financial asset does not qualify for de-recognition or when arises from the continuing involvement with the transferred financial assets)

Measurement of expected credit losses

Expected credit loss refers to the weighted average of the credit loss of financial instruments that take default risk as the weight. Credit loss refers to the difference between all contractual cash flows receivable from the contract and the cash flows expected to be received by the Group at the original effective interest rate, that is, the present value of all cash shortfalls.

Based on reasonable and evidence-based information about the event or current conditions, forecasts of future economic conditions, etc., the Company takes default risks as the weight to calculate the probable weighted amount of the present value of the difference between the cash flow receivable from the contract and the cash flow expected to be received, therefor recognizing the expected credit loss.

The Company measures the expected credit losses of financial instruments at different stages one by one. If the credit risk on a financial instrument has not increased significantly since initial recognition, it is in the first stage, and thus the Company measures the loss provision according to the 12-month expected credit losses; if the credit risk on a financial instrument has increased significantly without credit impairment since initial recognition, it is in the second stage, and thus the Company measures the loss provision according to the expected credit loss over the entire life of the instrument; if the financial instrument has become credit-impaired since initial recognition, it is in the third stage, and thus the Group measures the loss provision according to the expected credit loss over the entire life of the instrument.

For financial instruments with low credit risk on the balance sheet date, the Company assumes that their credit risk have not increased significantly since initial recognition, and the loss provisions are measured according to the expected credit losses.

determining the portfolios is as follows:

Other receivable portfolio 1: deposit receivable and security deposit

Other receivable portfolio 2: Receivables from related parties within the scope of consolidation

Other receivable portfolio 3: Other receivables

For other receivables divided into portfolios, the Company calculates the expected credit losses based on the exposures of default risks and the expected credit loss rates over the next 12 months or the entire lifetime. For other receivables grouped by aging, the aging is ing

instru

amort

inc

eff

has b

observ

▼

as red

rec

the exp

credit

informat

at fair

ence

of a financial asset, said financial asset be

of credit-impaired financial assets in

the following

other con

pre

the amount that

the following

the following

the issuer or debtor has serious financial difficulties;

the debtor breaches the contract, such as default or overdue payment of interest or principal;

the issuer or debtor is in financial difficulty for reasons of economic or contractual considerations related to the debtor's financial difficulties and the

Group gives the debtor concessions that will not make sense under any other circumstances;

the debtor is likely to go bankrupt or undergo a similar process;

the issuer's or debtor's financial difficulties cause the disappearance of an active market for said financial asset.

Presentation of expected credit loss provisions

The expected credit loss provisions reflect the

If the Company has transferred substantially all the risks and rewards of the ownership of a financial asset to the transferee, said financial asset is de-recognized; if it retains substantially all the risks and rewards of the ownership of a financial asset, said financial asset is not de-recognized.

If the Company neither transfers nor retains substantially all the risks and rewards of the ownership of a financial asset, it shall be dealt with accordingly: if the control of said financial asset is abandoned, said financial asset shall be de-recognized and the resulting assets and liabilities shall be recognized; if the control of said financial asset is not abandoned, the relevant financial assets shall be recognized according to the extent of its continued involvement with the transferred financial assets, and the relevant liabilities shall be recognized.

If the Company has transferred substantially all the risks and rewards of the ownership of a financial asset to the transferee, said financial asset is de-recognized; if it retains substantially all the risks and rewards of the ownership of a financial asset, said financial asset is not de-recognized.

If the Company neither transfers nor retains substantially all the risks and rewards of the ownership of a financial asset, it shall be dealt with accordingly: if the control of said financial asset is abandoned, said financial asset shall be de-recognized and the resulting assets and liabilities shall be recognized; if the control of said financial asset is not abandoned, the relevant financial assets shall be recognized according to the extent of its continued involvement with the transferred financial assets, and the relevant liabilities shall be recognized.

0

market participant to put the asset to its best use for economic benefit, or to sell the asset to another market participant that is able to put it to its best use for economic benefit.

The Company adopts valuation techniques that are applicable under the current circumstances and are supported by sufficient available data and other information, and gives priority to the use of relevant observable inputs. Unobservable inputs are used only when observable inputs cannot be obtained or are not feasible.

For assets and liabilities measured or disclosed at fair value in the financial statements, the fair value hierarchy is determined based on the lowest-hierarchy input value that is significant to the fair value measurement as a whole: the first-hierarchy input value is the unadjusted quoted price in an active market for the same asset or liability that can be obtained on the measurement date; the second-hierarchy input value is directly or indirectly observable input value for related assets or liabilities other than the first-hierarchy input value; the third-hierarchy input value refers to unobservable input value for related assets or liabilities.

At each balance sheet date, the Company reassesses the assets and liabilities recognized in the financial statements that are measured at fair value on a continuing basis to determine whether transfers have occurred between levels in the fair value measurement hierarchy.

12. Inventory

(1) Classification of inventory

The Company's inventory is divided into raw materials, finished goods, low-value consumables. 1

(2) Method of inventory pricing

The Company's inventory is priced at the actual cost when acquired. When issuing raw materials, finished goods, etc., the Company adopts the weighted average method.

(3) The basis for determining the net realizable value of the inventory and the method of accruing provision for obsolete stock

On the balance sheet date, inventories are measured at the lower of cost and net realizable value. When the net realizable value is lower than the cost, the inventory falling price reserve shall be



Beijing O

higher than the fair value shares of the investee's identifiable net assets at the time of investments, the investment costs of the long-term equity investments are not adjusted; if the initial investment cost is less than the fair value shares of the investee's identifiable net assets at the time of investments, the book values of the long-term equity investments are adjusted, and the differences are included in the profit and loss of the investment.

When using the equity method, the investment incomes and other comprehensive incomes are recognized respectively according to the shares of the net profits and losses and other comprehensive incomes realized by the investee that are entitled to or should be shared, and the book value of the long-term equity investments are adjusted at the same time; the book values of the long-term equity investments are reduced according to the entitled portions, which are calculated based on the profits or cash dividends distributed by the investee, other changes in the owner's equities of the investees other than net profits and losses, other comprehensive incomes and profit distributions are adjusted in the book values of the long-term equity investment, and are included in capital surplus (other capital surplus). When recognizing the shares of the net profit and loss of the investee, the net profits of the investee are recognized after the adjustments based on the fair values of the identifiable assets of the investee when obtaining the investments, which are in accordance with the Group's accounting policies and accounting period.

If, due to additional investments or other reasons, it is possible to exert significant influence on the investee or to have a joint control but does not yet constitute control, the sums of the fair values of the original equities and the newly added investment costs are regarded as initial investment costs, accounting for the change to the equity method on the conversion date. If the original equities are classified as non tradable equity instrument investment measured at fair value and its changes are included in other comprehensive income, the related cumulative changes in fair value originally included in other comprehensive income will be transferred to retained income when accounting according to the equity method.

If the joint control or significant influence on the investee is lost due to the disposal of part of the equity investments, on the date of losing joint control or significant influence, the accounting treatment of the remaining equities after the disposal is changed according to

, and the

differences bet

to... al... est... are t... to... rent profit and loss.

e com... is los... spon... of the equity in... wh...

remaining equities after disposal have joint control or can exert significant influence on the investee, the equity method is adopted instead and the remaining equities are subject to adjustments deeming that the equity method is adopted upon acquisition; if the remaining equities after disposal no longer have joint control nor can exert significant influence on the investee, the accounting treatment is changed according to

, and the differences between the fair values and the book values are included in the current profit and loss on the date of losing control.

If the company's shareholding ratios decrease due to the increases in capitals from other investors, thereby losing control but have joint control or can exert significant influence on the investee, the shares of the net assets entitled to the company, which are increased due to share expansion, are recognized according to the new shareholding ratio, and the differences between the original book values of the long-term equity investments corresponding to the decrease in the shareholding ratio that should be carried forward are included in the current profit and loss; then, the new shareholding ratio are subject to adjustments

1660

0

2023

1

1660

1660





Beijing Oriental Yuhon

(2) Depreciation method

Category	Depreciation method	Depreciation period	Residual value rate	Annual depreciation rate
Houses and buildings	Straight-line method	10-50	5	9.50-1.90
Mechanical equipment	Straight-line method	5-10	5	19.00-9.50
Transportation equipment	Straight-line method	5-10	5	19.00-9.50
Others	Straight-line method	5-10	5	19.00-9.50

15. Constructions in progress

The costs of the Group's constructions in progress are determined based on actual construction expenditures, including various necessary construction expenditures incurred during the construction period, borrowing costs that should be capitalized before the construction reaches its intended usable condition, and other related expenses.

Constructions in progress are capitalized as the initial value of fixed assets based on all expenditures incurred before the construction reaches its intended usable condition. When the construction in progress reach its intended usable condition but the final accounts have not yet been settled, the estimated value is transferred to fixed assets based on the project budget, cost, or actual expenses from the date when the construction reaches its intended usable condition. Depreciation of fixed assets is then recorded according to the Group's fixed asset depreciation policy. Upon completion of the final settlement, the originally estimated value is adjusted based on the actual cost, without adjusting the depreciation already recorded.

See Note III. 19 for the accounting method of asset impairments for construction in progress.

16. Borrowing costs**(1) Recognition principle of the capitalization of borrowing costs**

If the borrowing costs incurred by the Group can be directly attributable to the purchase, construction or production of assets that meet the conditions for capitalization, they are capitalized and included in the costs of the relevant assets; other borrowing costs are recognized as expenses according to the amount incurred, and are included into the current profit and loss. The capitalization of borrowing costs will start if all the following conditions are met at the same time:



Beijing Oriental Yuhong Waterproof Technology Co.,

17. Intangible assets

(1) Service life and its determination basis, estimation, amortization method or review procedure

The Company's intangible assets include rights to use lands, software, patent rights, non-patent technologies, rights to the use of trademarks and other, etc.

Intangible assets are initially measured at cost, and their service lives are analyzed and determined when the intangible assets are acquired. If the service lives are limited, from the time when the intangible assets are deemed useful, an amortization method that can reflect the expected realization of the economic benefits related to said assets is adopted, and the assets are amortized within the expected service life; if the expected realization method cannot be determined reliably, the straight-line method is used for amortization; intangible assets without definite service lives are not amortized.

The amortization method of intangible assets with limited-service life is as follows:

Classification	Service life	Amortization method
Right to use land	40-50	Straight-line
Right to the use of trademark	3-15	Straight-line
Software	15	Straight-line
Patent right	15	Straight-line
Non-patent technology	20	Straight-line

At the end of each year, the Company reviews the service lives of intangible assets with limited-service lives and the amortization method. If it is different from the previous estimate, the original estimate is adjusted and treated according to accounting estimates changes.

If it can be estimated on the balance sheet date that an intangible asset can no longer bring future economic benefits to the company, the book value of said intangible asset is transferred to the current profit and loss.

See Note III. 19 for the accounting method of asset impairments for intangible assets.

(2) Scope of R&D expenditures and relevant accounting methods

The Company divides expenditures for internal research and development projects into expenditures in the research phase and expenditures in the development phase.

Expenditures in the research phase are included in the current profit and loss when incurred.

Beijing International Intellectual Property Administration
Expenditure in the development phase of an intangible asset can only be capitalized under the following conditions:
net assets and liabilities are identifiable and measurable at the end of the reporting period.

be used or sold; there is the intention to complete the intangible assets and to use or sell them.
intangible asset provides economic benefits, including the ability to prove that the products
produced by the intangible assets are demanded in the market or the intangible assets themselves
are demanded in the market, and if the intangible assets will be used internally, their usefulness can
be proved; there are sufficient technical, financial resources and other resources to support the
completions of the development of said intangible assets, as well as the ability to use or sell said
intangible asset; the expenditures that are attributable to the development phase of the intangible
assets can be measured reliably. Development expenditures that do not meet the above requirements
are included in the current profit and loss.

Expenditure in the development phase that has been capitalized is listed as development
expenditure on the balance sheet and is converted into an intangible asset from the date the project
reaches its intended use.

18. Long-term asset impairments

Asset impairments of long-term equity investments in subsidiaries, associates and joint ventures,
fixed assets, constructions in progress, right-of-use assets, intangible assets, goodwill, etc. (except
for inventories)

MOD B

PLA © H

m

प्राणयोग

dismissal benefits.

If an employee is retired internally, the economic compensation before the official retirement date is a dismissal benefit. From the date when the employee ceases to provide services to the regular retirement date, the wages and social insurance premiums paid for early retirement employees are included in the current profit and loss. Economic compensations after the official retirement date (such as regular pensions) are treated as post-employment benefits.

(4) Accounting treatment for other long-term employee benefits

Other long-term employee benefits provided by the Group to employees, which meet the conditions of the defined contribution plan, are treated in accordance with the relevant provisions on the above-mentioned defined contribution plan. The ones that meet the conditions of the defined benefit plan are treated in accordance with the relevant provisions on the above-mentioned defined contribution plan, but "re-measurements of the changes in the net liabilities or net assets of the defined benefit plan" in the relevant employee compensation costs are included in the current profit and loss or related asset costs.

21. Estimated Liabilities

The Company will recognize as estimated liabilities the obligations related to the contingencies which meet the following conditions at the same time:

- (1) This obligation is the current obligation assumed by the Company;
- (2) The performance of this obligation is likely to cause economic benefits to flow out of the Group;
- (3) The amount of this obligation can be measured reliably.

The estimated liabilities are initially measured in accordance with the best estimate of the expenditure required to perform related current obligations, and comprehensively consider factors such as risks, uncertainties and time value of money related to contingencies. If the time value of money has a significant impact, the best estimate is determined after discounting the relevant future cash outflows. The Group reviews the book value of estimated liabilities on the balance sheet date and adjusts the book value to reflect the current best estimate.

If all or part of the expenses required to settle the confirmed estimated liabilities are expected to be compensated by a third party or other parties, the compensation amount can only be separately confirmed as an asset when it is basically certain that it can be received. The confirmed compensation amount does not exceed the book value of the confirmed liability.

22. Share-Based Payment

(1) Types of share-based payment

The share-based payment of the Company contains equity-settled share-based payment and cash-

settled share-based payments

(2) How to determine the fair value of equity instruments

The Company determines the fair value of the granted equity instruments such as options that have an active market based on the quoted prices in the active market. For equity instruments such as options that have no active market, the fair value of the equity instruments is determined using option pricing models. The selected option pricing model considers the following factors: A. the exercise price of the option; B. the validity period of the option; C. the current price of the underlying shares; D. the expected volatility of the share price; E. the expected dividend of the shares; F. the risk-free interest rate during the validity period of the option.

(3) The basis for confirming the best estimate of exercisable equity instruments

At each balance sheet date during the waiting period, the Group makes the best estimate based on the latest follow-up information such as changes in the number of vested employees, and revises the number of equity instruments that are expected to vest. On the vesting date, the final estimated number of vesting equity instruments should be consistent with the actual vesting number.

(4) Relevant accounting treatments for the implementation, modification, and termination of share-based payment plans

Equity-settled share-based payments are measured at the fair value of the equity instruments granted to employees. For those that can be exercised immediately after the grant, the fair value of the equity instrument shall be included in the relevant costs or expenses on the date of grant, and the capital reserve shall be increased accordingly. For those that can be exercised only after the completion of the service within the waiting period or the required performance conditions are met, on each balance sheet date during the waiting period, based on the best estimate of the number of vesting equity instruments, the services obtained in the current period shall be included in the relevant costs or expenses and capital reserve according to the fair value on the equity instrument grant date. No adjustments will be made to the confirmed related costs or expenses and the total owner's equity after the vesting date.

Cash-settled share-based payments are measured at the fair value of the liabilities calculated and determined on the basis of shares or other equity instruments undertaken by the Group. For those that can be exercised immediately after the grant, the fair value of the liabilities assumed by the Group shall be included in the relevant costs or expenses on the date of grant, and the liabilities shall be increased accordingly. For cash-settled share-based payments that can be exercised only after the completion of the service within the waiting period or thereafter



profit and loss. ... settlement of the ... current

When the Group revises the share-based payment plan, if the revision increases the fair value of the equity instruments granted, the increase in the services obtained shall be recognized according to the increase in the fair value of the equity instruments; if the revision increases the number of equity instruments granted, the fair value of the increased ... correspondingly

23. Revenue

Accounting Policies for Recognizing and Measuring Revenue

(1) General principles

The Group recognizes revenue when it has fulfilled the performance obligations in the contract, that is, when the Client obtains control of the relevant goods or services.

If the contract contains two or more obligations, the Group shall allocate the transaction price to individual obligation in accordance with the relative proportion of stand-alone selling price of goods or services promised by individual obligation on the starting date of the contract. Revenue is measured based on the transaction price allocated to individual obligation.

The Group is considered to perform its obligations within a certain period of time when one of the following conditions is met; otherwise, it is considered to perform its obligations at a certain point in time.

- ① Clients obtain and consume the economic benefits brought by the Group's performance at the same time as the Group's performance.

Clients can control the products under construction during the performance of the Group.

The goods produced during the performance of the Group have irreplaceable uses, and the Group has the right to receive payment for the cumulative performance part that has been completed during the entire contract period.

For performance obligations performed within a certain period of time, the Group recognizes revenue in accordance with the performance progress during that period. When the performance progress cannot be reasonably determined, if the cost incurred by the Group is expected to be compensated, the revenue shall be recognized according to the amount of the cost incurred until the performance progress can be reasonably determined.

For performance obligations performed at a certain point in time, the Group recognizes revenue at the point when the client obtains control of the relevant goods or services. When determining whether the client has obtained control of goods or services, the Group will consider the following signs:

The Group enjoys the right of prompt payment for the goods or services, that is, the Client has the obligation of prompt payment for the goods.

The Group has transferred the legal ownership of the product to the Client, that is, the Client has the legal ownership of the product.

The Group has transferred the... in kind... the Client, that is, the Client has taken possession of the goods in kind.

The Group has transferred... in risks and rewards of the ownership... the goods to the Clients, that is, the Clients have obtained the main risks and rewards of the ownership of the goods.

The Client has accepted the goods or services.

Other signs that the Client has obtained control of the product.

(2) Specific methods

The Company's revenue mainly comes from the following business types: sales of goods, provision of engineering project construction services, provision of design services, provision of freight forwarding services and hotel management.

How

is

and

of

the

of

the

of

(2)

of

the

of

the

of

of



Incremental costs of obtaining contracts, including direct labor, direct materials, manufacturing overhead (or similar expenses), costs clearly borne by the Client, and other costs incurred only due to the contracts; and

The Company will recognize the costs to fulfill contracts as assets if the costs incurred for fulfilling contracts do not fall within the scope of other accounting standards for enterprises such as inventory, and meet the following conditions at the same time:

- Said costs are directly related to current or anticipated contracts, including direct labor, direct materials, manufacturing overhead (or similar expenses), costs clearly borne by the Client, and other costs incurred only due to the contracts;

Said costs increase resources of the Company that will be used in satisfying performance obligations in the future;

Said costs are expected to be recovered.

The assets recognized by costs of obtaining contracts and the assets recognized by costs to fulfill contracts (hereinafter referred to as "assets related to contract costs") are amortized on the same basis as the recognition of the goods or services revenues related to said assets and included in the current profit and loss.

When the book

Related

subsidy related to income

For those of which the government documents do not clearly specify the subsidy object, and can form long-term assets, the part of the government subsidy corresponding to the asset value is regarded as the government subsidy related to the asset, and the remaining part is regarded as the government subsidy related to the income; if it is difficult to distinguish, the government subsidy is regarded as the government subsidy related to income as a whole.

Government subsidies related to assets are recognized as deferred income and included in profit and loss in installments in accordance with a reasonable and systematic method within the useful life of the relevant assets. Government subsidies related to income are included in current profit and loss if they are used to compensate related costs or losses that have occurred; those used to compensate related costs or losses in subsequent periods are included in deferred income, and are included

transaction with the following characteristics: the transaction is not a business merger, and the transaction does not affect accounting profits nor taxable income;

(2) For taxable temporary differences related to investments in subsidiaries, joint ventures and associates, the time for the reversal of the temporary differences can be controlled and the temporary differences may not be reversed in the foreseeable future.

For deductible temporary differences, deductible losses that can be carried forward to future years, and tax deductions, the Group recognizes the resulting deferred income tax assets with the limit of future taxable income likely obtained to deduct the deductible temporary differences, deductible losses and tax deductions, unless the deductible temporary difference is generated in the following transactions:

(1) The transaction is not a business merger, and neither accounting profits nor taxable income will be affected when the transaction occurs;


(2) For deductible temporary differences related to investments in subsidiaries, joint ventures, and associates, which meet the following conditions at the same time, corresponding deferred income tax assets are confirmed: temporary differences are likely to be reversed in the foreseeable future, and taxable income are likely to be obtained in the future to be used to deduct temporary differences.

On the balance sheet date, the Group measures the deferred income tax assets

	2023	2022
Deferred income tax assets	10,000,000	8,000,000
Deferred income tax liabilities	12,000,000	10,000,000
Net deferred income tax assets	(2,000,000)	(2,000,000)

7.1.1. The following information is required for all leases, except for leases classified as short-term leases. Please refer to Note 1 for the accounting policy on leases.

Lease liability is measured at the present value of unpaid lease payments at the interest rate implicit in the lease, or, if that rate cannot be determined, the incremental borrowing rate. If the interest rate implicit in the lease cannot be determined, the incremental borrowing rate is the discount rate. Lease payments include: fixed payments, including fixed payments, less amounts received from lease incentives; variable lease payments that depend on an index or rate; the exercise price of a purchase option if the lessee is reasonably certain to exercise the option; The amount payable to exercise the option to terminate the lease, provided



change as a Material Item for accounting

For operating lease, the company recognizes the current profit and loss according to the straight-line method over the period of the lease term. The initial direct expenses related to the operating lease shall be capitalized, amortized on the same basis as the recognition of rental income during the lease term, and included in the current profits and losses by stages. The amount of variable lease payments obtained related to operating

by

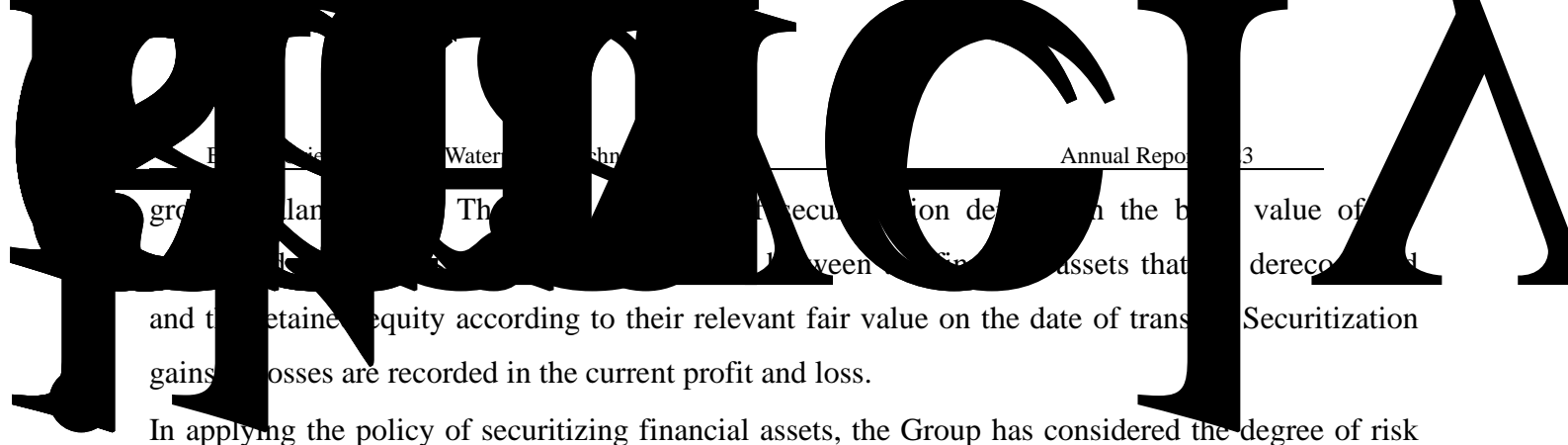
amount

1626 06

14

paid before the commencement of the lease term; if there is a lease incentive, the amount received is deducted from the lease liability. The Company also recognizes leasehold improvements as an intangible asset and direct expenses incurred by the Company as a lessee; The costs expected to be incurred by the Company, as the lessee, for dismantling and removing the Leased Assets, restoring the site where the Leased Assets are located, or restoring the leased assets to the state as agreed in the lease term. The Company, as the lessee, ~ ie





and the retained equity according to their relevant fair value on the date of transfer. Securitization gains or losses are recorded in the current profit and loss.

In applying the policy of securitizing financial assets, the Group has considered the degree of risk and reward transfer of assets transferred to another entity, as well as the degree to which the Group exercises control over the entity:

When the group has transferred almost all the risks and rewards of the ownership of the financial asset, the group will terminate the recognition of this financial asset;

When the group retains almost all the risks and rewards of the ownership of the financial asset, the group will continue to recognize the financial asset; t

If the group retains almost all the risks and rewards of the ownership of the financial asset, the group will consider whether there is control over the financial asset. If the group does not retain control, the financial asset will be derecognized and the rights and obligations arising from or retained during the transfer will be defined as assets or liabilities, respectively. If the group retains control, the financial asset will be recognized based on the degree of continued involvement in it.

4. Hedge Accounting

When initially designating a hedging relationship, the Company formally designates the hedging instrument and the hedged item and enters a formal written document to record the hedging relationship, risk management ~

in the hedging relationship, the hedging instrument is not a derivative instrument. The hedging instrument is not a derivative instrument if it is a contract that is not a derivative instrument, or if it is a contract that is a derivative instrument but is not a derivative instrument for the purposes of hedge accounting. The hedging instrument is not a derivative instrument if it is a contract that is not a derivative instrument, or if it is a contract that is a derivative instrument but is not a derivative instrument for the purposes of hedge accounting. The hedging instrument is not a derivative instrument if it is a contract that is not a derivative instrument, or if it is a contract that is a derivative instrument but is not a derivative instrument for the purposes of hedge accounting.

In case of any of the following circumstances, the Company shall terminate the application of hedge accounting:

Due to the change of risk management objectives, the hedging relationship no longer meets the risk management objectives.

The hedging instrument has expired, sold, or the contract has been terminated or exercised.

There is no economic relationship between the hedged item and the hedging instrument, or the impact of credit risk begins to dominate in the value changes arising from the economic relationship between the hedged item and the hedging instrument.

The hedging relationship no longer meets other conditions for applying the hedge accounting


AVD# \$ P X

Fair value hedges

Fair value hedge refers to the hedge of the Company's recognized assets or liabilities,

relationship shall be recognized as an asset or liability, and the relevant gains or losses shall be included in the profits and losses of each relevant period. When an asset is acquired or a liability is assumed as a result of fulfilling a firm commitment, the amount of initial recognition of the asset or liability is adj

accumulat ... as ... by ... og ... n othe»





Beijing Oriental Yuhong Waterproof Technology Co.,

each asset shall be determined separately according to the aforementioned methods. The difference between the fair value of the abandoned creditor's rights and the book value shall be included in the current profits and losses.

6. Major Accounting Determinations and Estimates

Based on historical experience and other factors, including reasonable expectations of future events, the Company conducts continuous evaluation on the important accounting estimates and key assumptions adopted. The significant accounting estimates and key assumptions that are likely to result in a significant risk of adjustment to the book values of assets and liabilities in the next fiscal year are listed below:

Classification of financial assets

The Company's major determinations in determining the classification of financial assets include the analysis of business model and contractual cash flow characteristics.

The Company determines the business model for the management of financial assets at the level of the portfolio of financial assets, taking into account factors such as the way in which the performance of financial assets is evaluated and reported to key management personnel, the risks affecting the performance of financial assets and how they are managed, and the way in which the relevant business management personnel are remunerated.

When assessing whether the contractual cash flow of financial assets is consistent with the basic borrowing and lending arrangements, the Company will consider: whether the principal may change in time distribution or amount during the duration due to early repayment and other reasons; whether the interest only includes the time value of money, credit risk, other basic borrowing and lending risks and the consideration of cost and profit. For example, whether the amount of the prepayment reflects only the unpaid principal and interest based on the unpaid principal, as well as the reasonable compensation paid for the early termination of the contract.

Measurement of expected credit losses of accounts receivable

The Company calculates the expected credit losses of accounts receivable based on the exposure to default risk of accounts receivable and the expected credit loss rate, and determines the estimated credit loss rate based on the probability of default and the loss given default rate. In determining the expected credit loss ratio, the Company uses data such as internal historical credit loss experience and adjusts historical data for current conditions and forward-looking information. In considering forward-looking information, the Company uses indicators such as the risk of an economic downturn, external market conditions, changes in the technology environment and customer profiles. The Company regularly monitors and reviews the assumptions associated with the calculation of expected credit losses.

Impairment of goodwill

The Company assesses goodwill for impairment at least annually. This requires an estimate of the value in use of the asset group to which the goodwill has been allocated. When estimating the value in use, the Company needs to estimate the future cash flow from the asset group and select an appropriate discount rate to calculate the present value of the future cash flow.

Deferred income tax assets

Deferred tax assets are recognized for all unused tax losses to the extent that it is probable that sufficient taxable profits will be available against which the losses can be utilised. This requires management to use a lot of judgment to estimate the time and amount of future taxable profits, combined with tax planning strategies, to determine the amount of deferred income tax assets that should be recognized.

29. Changes in Important Accounting Policies and Accounting Estimates

(1) Changes in important accounting policies

Applicable Not applicable

Contents of and Reasons for Accounting Policy Changes	Approval Procedure	Remark
---	--------------------	--------

Interpretation of Accounting Standards for Business Enterprises No.16

In November 2022, the Ministry of Finance of the People's Republic of China issued Interpretation of Accounting Standards for Business Enterprises No.16 (Accounting [2022] No.31) (hereinafter referred to as "Interpretation No.16").

Interpretation No.16 stipulates that for a single transaction that is a of enterprises, which does not affect accounting profits or taxable income (or deductible losses) at the time of transaction, if the assets and liabilities initially recognized result in equivalent taxable temporary differences and deductible temporary differences, the corresponding deferred income tax liabilities and deferred income tax assets shall be recognized respectively in accordance with the relevant provisions of Accounting Standards Enterprises No.18 - Income Tax. For the aforesaid transactions between the beginning of the which the aforesaid provisions first implemented and the implementation date of an enterprise shall, in with the aforesaid provisions, adjust the retained earnings at the beginning of the earliest period for which the financial statements are presented and other financial statement items by cumulative effect. The above accounting treatment provisions shall come into effect on January 1, 2023.

The Company shall adjust the taxable temporary differences and deductible temporary differences



arising fr

Consolidated Balance Sheet Items (December 31, 2022)	Before Adjustment	Amount Adjusted	After Adjustment
Deferred income tax assets	697,047,337.37	34,993,282.69	732,040,620.06
Deferred			

Item Affected	December 31, 2023	December 31, 2022
Of which: retained earnings	--	1,653,818.46
Net profits	-464,653.32	1,056,253.88
Closing net assets	1,198,720.13	--
Of which: retained earnings	1,212,879.14	--

VI. Taxes

1. Main taxes and tax rate

Taxes	Tax basis	Tax rate
Value-added tax	Value-added tax payable (the tax payable is calculated by multiplying the taxable sales amount by the applicable tax rate after deducting the input tax allowed to be deducted in the current period)	13, 9, 6, 3, 1
Urban maintenance and construction tax	Turnover tax actually paid	7, 5, 1
Corporate income tax	Taxable income	15, 25
Education surcharge	Turnover tax actually paid	3, 2

If there are taxable entities with different corporate income tax rates, the information should be disclosed.

Name of taxable entities	Income tax rates

2. Tax incentives

(1) Tax incentives for high-tech enterprises

According to the relevant provisions of the Administrative Measures for the Recognition of High-tech Enterprises and the Enterprise Income Tax Law of the People's Republic of China, the enterprise income tax of high-tech enterprises shall be calculated and paid at 15% within three years after obtaining the recognition of high-tech enterprises.

According to the Announcement on Further Perfecting the Pre-tax Deduction Policy for R&D

Expenses (2023) (Announcement No.7 of 2023 of the State Taxation Administration and the Ministry of Finance), if the actual R&D expenses incurred by an enterprise in carrying out R&D activities do not form intangible assets and are included in the current profits and losses,

At the end of the Reporting Period, the restricted monetary funds of the Company were RMB 642,684,210.19, including all other monetary funds of RMB 597,174,457.66 (including security deposit of RMB 364,581,378.00 paid for bank's acceptance, guarantee money of RMB 154,538,151.66, security deposit of letter of credit of RMB 60,526,052.85, escrow fund of RMB 17,528,875.15 for government projects) and funds of RMB 45,509,752.53 frozen by litigation.

Except for the above matters, the Company has no funds mortgaged, pledged or deposited overseas that are subject to restrictions on the repatriation of funds.

2. Trading Financial Assets

Unit: RMB

Items	Closing balance	Opening balance
Financial Assets Measured at Fair Value through Profit or Loss	635,900,187.31	607,088,731.43
Of which:		
Debt Instrument Investments	90,441,090.81	105,020,961.43
Equity Instrument Investments	43,891,394.00	0.00
Finance Products	501,567,702.50	502,067,770.00
Of which:		
Total	635,900,187.31	607,088,731.43

Other Instructions:

3. Notes Receivable

(1) Notes Receivable Presented by Category

Unit: RMB

Items	Closing balance	Opening balance
Bank Acceptance Bills	64,057,470.77	0.00
Trade Acceptance Bills	552,739,135.01	508,238,462.51
Total	616,796,605.78	508,238,462.51



(2)

which:

Trade	535,894,
Acceptance Bills	553.620

Name	Closing balance		
	Book Balance	Reserve for Bad Debts	Provision Proportion
Bank Acceptance Bills	66,353,294.76	2,295,823.99	3.46%
Trade Acceptance Bills	535,894,553.62	18,541,951.48	3.46%
Total	602,247,848.38	20,837,775.47	

Instructions on Determination of Combination Basis:

If Reserve for Bad Debts of Notes Receivable is provided in accordance with the general model of estimated credit loss,

Applicable Not Applicable

(3) Withdrawn, Recovered or Reversed Reserr

(5) Notes Receivable Endorsed or Discounted by the Company but Not Due on the Balance Sheet at the End of the Current Period

Unit: RMB

Items	Amount Derecognized at the End of	
	the Current	%

	Amount	Proportion	Amount	Provision Proportion	Amount	Proportion	Amount	Provision Proportion	Amount	Provision Proportion
Accounts Receivable with Reserve for Bad Debts by Single Item	2,448,946,610.53	21.68%	586,677,378.84	23.96%	1,862,269,231.69	20.30%	2,444,550,542.89	362,240,218.43	14.82%	2,082,310,324.46
Of which:										
Accounts Receivable with Reserve for Bad Debts on a Combination Basis	8,849,291,477.09	78.32%	1,143,524,746.17	12.92%	7,705,766,730.92	79.70%	9,596,769,239.95	800,512,797.11	8.34%	8,796,256,442.84
Of which:										
Accounts Receivable from Other Clients	8,849,291,477.09	78.32%	1,143,524,746.17	12.92%	7,705,766,730.92	79.70%	9,596,769,239.95	800,512,797.11	8.34%	8,796,256,442.84


Total	11,298,2		1,730,20		9,568,03	10,041,3		1,162,75		10,878,5
	38,087.6	100.00%	2,125.01	15.31%	5,962.61	19,782.8	100.00%	3,015.54	9.66%	66,767.3
	2					4				0

Reserve for Bad Debts by Single Item: 586,677,378.84

Unit: RMB

Name	Opening balance		Closing balance			
	Book balance	Bad debt provision	Book balance	Bad debt provision	Provision Proportion	Provision Reason
Client 1	710,784,040.0	40,704,749.62	632,280,917.1	81,482,643.29	12.89%	After the single impairment test, there was no obvious sign of impairment.
	3		8			
Client 2	519,277,158.9	69,183,601.96	536,201,459.2	173,859,912.8	32.42%	The value of the asset is less than the carrying amount.
	5		6	6		

Client 4



Due to the poor management of the

328,630,806.1	98,589,241.84	363,243,999.7	108,973,200.0	30.00%
5		4	3	

Client 8

65,911,629.88 52,729,303.91 30,882,385.20 24,705,908.16

80.00%

Due to the poor management of the client, the debt crisis occurs, and the debt probably cannot be recovered in full.

Client 9

23,637,934.37

0

0

100%

100%

100%

100%

100%

100%

Client 12	32,655,959.05	9,796,787.71	34,654,172.00	10,396,251.62	30.00%	Due to the poor management of the client, the debt crisis occurs, and the debt probably cannot be recovered in full.
Client 13	28,703,243.57	803,690.82	33,593,350.97	4,612,778.81	13.73%	After the single impairment test, there was no obvious sign of impairment.
Client 14	22,687,617.37	6,806,285.26	8,531,034.24	2,559,310.27	30.00%	Due to the poor management of the client, the debt crisis occurs, and the debt probably cannot be recovered in full.
Client 15	9,248,882.87	4,624,441.44	9,937,482.17	7,949,985.73	80.00%	Due to the poor management of the client, the debt crisis occurs, and the debt probably cannot be recovered in full.



Other Clients	212,795,962.87	28,101,758.47	112,587,670.89	41,872,203.91	37.19%
Total	2,444,555,546.8	362,240,218.4		586,677,788.8	

Due to the poor management of the client, the debt crisis occurs, and the debt probably cannot be recovered in full.

Category	Opening balance	Change Amount during the Current Period		Closing balance
		Withdrawal	R	

Company Name	Closing Balance of Accounts Receivable	Closing Balance of Contract Assets	Closing Balance of Accounts Receivable and Contract Assets	Proportion to the Total Closing Balance of Accounts Receivable and Contract Assets	Closing Balance of Bad Debt Provision of Accounts Receivable and Impairment Provision of Contract Assets
Client 1	632,280,917.18	152,574,837.99	784,855,755.17	5.63%	100,007,472.60
Client 2	536,201,459.26	144,667.69	536,346,126.95	3.85%	173,864,918.37
Client 3	505,991,294.73	20,607,951.55	526,599,246.28	3.78%	53,273,051.22
Client 4	363,243,999.74	79,381,192.49	442,625,192.23	3.17%	132,787,558.09
Client 5	313,070,517.10	251,240,757.16	564,311,274.26	4.05%	45,602,577.83
Total	2,350,788,188.01	503,949,406.88	2,854,737,594.89	20.48%	505,535,578.11

5. Contract Assets

(1) Contract Assets

Unit: RMB

Item	Closing Balance			Opening Balance		
	Book Balance	Bad Debt Provision	Book Value	Book Balance	Bad Debt Provision	Book Value
Completed but Unsettled Assets	2,547,184,581.24	283,327,914.58	2,263,856,666.66	3,155,096,680.03	187,190,248.17	2,967,906,431.86
Quality Guarantee Deposit	100,780,811.96	33,812,434.87	66,968,377.09	112,209,980.50	40,754,576.56	71,455,-1

Item	Change Amount	Reason for Change
------	---------------	-------------------

(3) Bad Debt Provision Accrued, Recovered or Reversed during the Current Period

Unit: RMB

Item	Accrued in the Current Period	Recovered or Reversed in the Current Period	Write-off in the Current Period	Reason
Completed but Unsettled Assets	96,464,481.01		326,814.60	
Quality Guarantee Deposit		6,942,141.69		
Total	96,464,481.01	6,942,141.69	326,814.60	—

Significant amount of bad debt provision recovered or reversed in the Current Period:

Unit: RMB

Name of the Unit	Amount Recovered or Reversed	Reason for Reversal	Recovery Method	Basis for Determining the Proportion of the Original Bad Debt Provision and Its Rationality

Other instructions:

6. Receivable Financing

(1) Receivable Financing by Category

Unit: RMB

Items	Closing balance	Opening balance
Notes Receivable	1,784,663,766.70	1,591,548,416.80
Receivables	0.00	0.00
Total	1,784,663,766.70	1,591,548,416.80

(2) Receivable Financing Endorsed or Discounted by the Company at the End of the Current Period but not Due on the Balance Sheet Date

Unit: RMB

Items	Closing Amount Derecognized	Closing Amount Not Derecognit
-------	-----------------------------	-------------------------------

Other Receivables	4,075,587,334.21	2,137,660,680.84
Total	4,075,587,334.21	2,144,045,524.14

(1) Dividends Receivable**1) Categories of Dividends Receivable**

Unit: RMB

Item (or Invested Unit)	Closing balance	Opening balance
Finance Products		6,384,843.30
Total		6,384,843.30

(2) Other Receivables**1) Other Receivables Presented by Category**

Unit: RMB

Nature of Funds	Closing Book Balance	Opening Book Balance
Security Deposit, Margin	1,989,597,005.04	1,855,762,795.96
Intercourse Funds	2,271,795,231.42	300,522,666.91
Project Borrowings	124,839,057.44	128,226,108.39
Petty Cash	46,493,496.60	51,688,082.69
Others	14,254,267.21	12,685,347.09
Total	4,446,979,057.71	2,348,885,001.04

1) Disclosure by Aging

Unit: RMB

Aging	Closing Book Balance	Opening Book Balance
Less than 1 year (included)	2,365,298,463.04	1,914,424,967.62
1-2 years	1,718,173,692.29	280,496,199.31
2-3 years	239,201,684.29	25,214,420.45
Over 3 years	124,305,218.09	128,749,413.66

3-4 years	6,967,837.77	105,946,959.08
4-5 years	103,652,789.77	6,752,354.01
Over 5 years	13,684,590.55	16,050,100.57
Total	4,446,979,057.71	2,348,885,001.04

3) Disclosure by Category based on Bad Debt Provision Method

Applicable Not applicable

Unit: RMB

Category	Closing Balance					Opening Balance				
	Book Balance		Bad Debt Provision			Balance		Bad Debt Provision		
	Amount	Proportion	Amount	Proportion	Book Value	Amount	Proportion	Amount	Proportion	Book Value
Bad Debt Provision by Combination	4,446,979,057.71	100.00%	371,391,723.50	8.35%	4,075,587,334.21	2,348,885,001.04	100.00%	211,224,320.20	8.99%	

92%



9,057.71

723.50

7,334.21



Item	Write-off Amount
Other Receivables Actually Written off	2,575,724.76

Of which other important receivables:

Unit: RMB

Company Name	Nature of Other Receivables	Write-off Amount	Write-off Cause	Write-off Procedures Performed	Whether Generated by Related Party Transactions
--------------	-----------------------------	------------------	-----------------	--------------------------------	---

Description on the write-off of other receivables:

6) Closing Balance of Top Five Other Receivables by the Debtor

Unit: RMB

Company Name	Nature of Funds	Closing balance	Aging	Proportion in Total Closing Balance of Other Receivables	Closing Balance of Reserve for Bad Debts
Client 1	Intercourse Funds	1,650,000,000.00	Within 1 year	37.10%	82,500,000.00
Client 2	Security Deposit, Margin, Intercourse Funds	907,977,348.27	1-2 years	20.42%	30,249,657.41
Client 3	Security Deposit, Margin	311,875,000.00	1-2 years	7.01%	9,356,250.00
Client 4	Intercourse Funds	150,100,000.00	Within 1 year	3.38%	7,505,000.00
Client 5	Security Deposit, Margin	150,000,000.00	2-3 years	3.37%	120,000,000.00
Total		3,169,952,348.27		71.28%	249,610,907.41

8. Prepayments

(1) Prepayments by aging

Unit: RMB

Aging	Closing balance		Opening balance	
	Amount	Proportion	Amount	Proportion
Less than 1 year	1,021,317,625.11	94.77%	799,684,860.11	94.64%
1-2 years	46,704,146.78	4.33%	37,385,742.05	4.42%

Raw Materials	1,385,926,422. 03		1,385,926,422. 03	688,075,608.6 1		688,075,608.6 1
Goods in Stock	1,044,732,642. 36	845,797.21	1,043,886,845. 15	790,381,344.3 5	3,590,094.98	786,791,249.3 7
Low-value Consumables	80,829,232.81		80,829,232.81	99,911,431.10		99,911,431.10
Total	2,511,488,297. 20	845,797.21	2,510,642,499. 99	1,578,368,384. 06	3,590,094.98	1,574,778,289. 08

(2) Stock Falling Price Reserves and

(3) Other Debt Investments Due within One Year

Applicable Not applicable

10. Other Current Assets

Unit: RMB

Items	Closing balance	Opening balance
Input Tax to be Credited	745,962,144.96	526,025,543.30
Withholding Income Tax	102,124,195.67	88,877,588.66
Other Withholding Taxes	7,055,539.23	1,654,715.70
Other	4,372,364.91	1,920,746.96
Total	859,514,244.77	618,478,594.62

Other Instructions:

11. Debt Investment**(1) Debt Investment**

Unit: RMB

Item	Closing Balance			Opening Balance		
	Book Balance	Depreciation Reserves	Book Value	Book Balance	Depreciation Reserves	Book Value
Debt Investment	0.00		0.00	1,650,000,000.00		1,650,000,000.00
Total	0.00			1,650,000,000.00		1,650,000,000.00

Changes in provision for impairment of debt investment in the current period

Unit: RMB

Item	Opening Balance	Increase in the Current Period	Decrease in the Current Period	Closing Balance

(2) Provision for impairment

Unit: RMB

Bed-debt Provision	Phase I	Phase II	Phase III	Total
	Expected credit loss over the next 12 months	Expected credit loss throughout the duration (no credit impairment)	Expected credit loss throughout the duration (credit impairment has occurred)	
Balance on January 1, 2023 in the current period				

Division basis of each phase and accrual proportion of bad debt provision

12. Other Equity Instrument Investments

Unit: RMB

Item Name	Closing balance	Opening balance	Gains	Losses	Accumulat	Accumulat	Dividend	Reason for
			included in other comprehensive income in the current period	included in other comprehensive income in the current period	ed gains included in other comprehensive income at the end of the current period	ed losses included in other comprehensive income at the end of the current period		
Beijing Zhongguancun Bank Co., Ltd.	228,233,138.55	262,216,752.75	0.00	33,983,614.20	36,233,138.55			
Lodi Environmental Protection Technology Co., Ltd.	3,347,438.80	3,229,628.35	117,200.00					

Changchun Jiuqing Real Estate Co., Ltd.		251,439.34		251,439.34		2,000,000. 00		
Jiangsu Kingwills New Materials Technolog y Co., Ltd.	7,115,871. 10	19,483,946 .58		10,368,075 .48		9,852,022. 06		
Beijing Institute of Architectur al Design	12,032,642 .35			7,967,357. 65		7,967,357. 65	149,356.03	
Jiangsu Guangyu Zhaoneng New Energy Technolog y Co., Ltd.	5,151,969. 48		151,969.48		151,969.48			
Total	255,881,06 0.28	285,181,76 7.02	269,779.93	52,570,486 .67	36,385,108 .03	24,164,737 .73	149,356.03	

There is derecognition in the current period

Unit: RMB

Item name	Accumulated gains transferred to retained earnings	Accumulated losses transferred to retained earnings	Reasons for derecognition

Itemized disclosure of investment in non-trading equity instruments in the current period

Unit: RMB



Beijing Oriental Yuhong Waterproof TechnolW

Ltd.												
Foshan Jianfa Orient al Yuhon g Buildi ng Materi al Techn ology Co., Ltd.	14,841 ,586.1 9				924.64 4.13						15,766 ,230.3 2	
Shang hai Yueda Constr uction Engine ering Co., Ltd.	9,186, 655.91		2,333, 500.00		290,19 2.40						11,810 ,348.3 1	
Shang hai Wealte r New Materi al Co., Ltd						- 12,091 .75				4,451, 346.20	4,439, 254.45	

Meishan Oriental Yuhong Construction Engineering Co., Ltd.	501,724.57	1,960,000.00	1,052,258.69							3,513,983.26	
Ya'an Xinyuhong Waterproof Technology Co., Ltd.		1,960,000.00	725,324.23							2,685,324.23	
Hainan Fakong Yuhong Building Materials Technology Co., Ltd.	900,876.70		1,070,416.55							1,971,293.25	

JA Yuhong New Energy Power Co., Ltd.	1,505, 637.79				- 1,267. 77						1,504, 370.02	
Huizh ou Industr ial Invest ment Yuhon g Constr uction Techn ology Co., Ltd.			1,470, 000.00		114,07 3.42						1,584, 073.42	
Dalian Detai Yuhon g Buildi ng Materi als Techn ology Co., Ltd.	925,15 4.17				244,21 3.86						1,169, 368.03	

Xiang xi Yuhon g Crafts men Information Technology Co., Ltd.	1,328, 488.04				813,11 7.98				- 1,019, 239.24		1,122, 366.78
Jiache ng Yuhon g Buildi ng Materi als (Guan gdong) Co., Ltd.			980,00 0.00		18,309 .35						998,30 9.35
Yichan g Cheng fa Orient al Yuhon g Buildi ng Materi als Techn ology Co.,			980,00 0.00		531.34						980,53 1.34

mm



Beijing Oriental Yuhong Water Treatment Technology Co., Ltd.
Ltd.

Annual Report 2023



Jiangsu
Oriental
Yuhong
Water
Treatment
Technology
Co., Ltd.

di 1 1/2

Huizhou Bay Yuhong New Material Technology Co., Ltd.			680,000.00		-98,961.07						581,038.93	
Leizhou Development Oriental Yuhong Building Materials Technology Co., Ltd.			980,000.00	500,000.00	2,213.75						482,213.75	
Susong Oriental Yuhong Building Materials Technology Co.,			350,000.00		44,396.76						394,396.76	

Ltd.												
Guangzhou Lvjin Street Green Building Material Co., Ltd.	85,345.26				58,097.35						27,247.91	
Zhaoqing Honghui Technology Co., Ltd.	383,807.67			525,000.00								



Beijing Oriental Yuhong Waterproof Technology

Total	262,572,338.19	62,588,195.83
-------	----------------	---------------

Other Instructions:

15. Fixed Assets

Unit: RMB

Items	Closing balance	Opening balance
Fixed Assets	10,452,504,002.75	8,563,291,329.36
Disposal of Fixed Assets		
Total	10,452,504,002.75	8,563,291,329.36

(1) Fixed Assets

Unit: RMB

Items	Buildings and Structures	Machinery	Transportation Devices	Others	Total
I. Original Book Value:					
1. Opening Balance	6,233,522,933.23	4,382,142,900.78	80,230,547.89	388,188,139.68	11,084,084,521.58
2. Amount Increased during the Current Period	1,739,119,363.84	1,078,843,674.26	10,634,365.43	149,737,729.95	2,978,335,133.48
(1) Procurement	64,624,688.00	157,842,616.24	9,476,954.54	92,503,502.65	324,447,761.43
(2) Transfer from Construction in Progress	1,469,524,394.72	840,464,002.97	0.00	49,228,655.16	2,359,217,052.85
(3) Increase from Enterprise	146,462,726.33	80,537,055.05	1,157,410.89	8,005,572.14	236,162,764.41

Combination					
(4) Other Increase	58,507,554.79	0.00	0.00	0.00	58,507,554.79
3. Amount Decreased during the Current Period	189,926,832.65	48,519,078.55	9,600,749.82	32,777,165.14	280,823,826.16
(1) Disposal or Scrap	20,051,102.52	32,937,686.28	9,021,557.10	30,181,655.03	92,192,000.93
(2) Other Amount Decreased	169,875,730.13	15,581,392.27	579,192.72	2,595,510.11	188,631,825.23
4. Closing Balance	7,782,715,464.42	5,412,467,496.49	81,264,163.50	505,148,704.49	13,781,595,828.90
II. Accumulative Depreciation					
1. Opening Amount	855,286,266.06	1,431,763,630.84	44,500,944.19	187,817,172.11	2,519,368,013.20
2. Amount Increased during the Current Period	259,027,175.74	483,895,552.35	11,149,213.02	114,018,882.80	868,090,823.91
(1) Withdrawal	234,388,177.37	456,404,783.60	10,360,428.32	108,835,592.19	809,988,981.48
(2) Business Consolidation Increase	24,476,750.59	27,490,768.75	788,784.70	5,183,290.61	57,939,594.65
(3) Other Amount Increased	162,247.78	0.00	0.00	0.00	162,247.78



Beijing Oriental Yuhong Waterproof Technology Co.

Jinan Oriental Yuhong Building Materials Co., Ltd.	185,561,459.27	To be handed after it is fully completed
Nantong Golden Wrapping Film Material Co., Ltd.	59,682,662.23	To be handed after it is fully completed
Yangpu Oriental Yuhong Building Materials Co., Ltd.	1,220,591.25	To be handed after it is fully completed
Xianyang Oriental Yuhong Building Materials Co., Ltd.	26,182,118.39	To be handed after it is fully completed
Jinmen Oriental Yuhong Building Materials Co., Ltd.	889,857.98	To be handed after it is fully completed
Hongshi (Jiangsu) New Material Technology Co., Ltd.	174,402,146.09	To be handed after it is fully completed
Chongqing Oriental Yuhong Building Materials Co., Ltd.	780,066.40	To be handed after it is fully completed
Binzhou Oriental Yuhong Building Materials Co., Ltd.	280,548.94	To be handed after it is fully completed
Nanning Oriental Yuhong Waterproof Material Co., Ltd.	20,524,019.26	In progress

	Book Balance	Impairment Provision	Book Value	Book Balance	Impairment Provision	Book Value
--	--------------	-------------------------	------------	--------------	-------------------------	------------

Equip qu qe

Beijing Olympic
Interpreting

2008

SR R

Hunan Oriental Yuhong Pipe Industry Co., Ltd. Production Base - Civil Construction	43,530,269.87		43,530,269.87			
Nanchang Production Base Phase II Construction Project	35,240,684.50		35,240,684.50	20,028,771.84		20,028,771.84
Digital Marketing Platform Consulting and Implementation Project	24,795,518.64		24,795,518.64			
Production Base Project of Jilin Oriental Yuhong Building Material Co., Ltd.	21,354,334.04		21,354,334.04	31,876,431.03		31,876,431.03
Nanchang Production Base Phase I Construction Project	19,137,818.65		19,137,818.65	43,412,832.94		43,412,832.94
Mortar Workshop	17,085,897.38		17,085,897.38			

High-performance Waterproof Material Project with Annual Output of 35,000 Tons of Xuzhou Oriental Yuhong	11,721,970.74		11,721,970.74			
Harbin Oriental Yuhong Building Materials Co., Ltd. (Phase I)	7,278,077.94		7,278,077.94			
Tile Roofing (Baoding) Company - Cement Tile Workshop	6,924,107.01		6,924,107.01			
Suqian Factory Reconstruction and Expansion Project	6,373,199.90		6,373,199.90	3,459,650.52		3,459,650.52
Guangzhou Huadu International Green Building Material Center Project	5,640,194.44		5,640,194.44	115,223,173.50		115,223,173.50



Taiyuan Oriental Yuhong Building Material Co., Ltd. Production Base Project	1,175,720.38		1,175,720.38	117,013,891.44		117,013,891.44
Jingmen Plant Production and R&D Base Construction Project Phase I	889,857.98		889,857.98	1,551,357.43		1,551,357.43
Baoding Oriental Yuhong Building Material Co., Ltd. Production Base Project	495,447.96		495,447.96	12,069,996.42		12,069,996.42
Huadu Fuda New Factory Building Project	362,046.52		362,046.52	6,571,815.44		6,571,815.44
Laixi Factory Coils Workshop II				19,654,665.55		19,654,665.55
Production Base Project of Chongqing Oriental Yuhong Building Material Co., Ltd				102,318,768.77		102,318,768.77



Beijing Oriental Yuhong Waterproof T

Item Names	Budget	Opening balance	Amount Increased during the Current Period	Amount Transferred into Fixed Assets during the Current Period	Other Amounts Decreased during the Current Period	Closing balance	Proportion of Cumulative Project Income in the Budget	Project Progress	Accumulative Amount of Capitalized Interest	Of which: Capitalized Interest Amount during the Current Period	Interest Capitalization Rate during the Current Period	Fund Source
Huadu Production Base Project of Guangdong Oriental Yuhong Building Material Co., Ltd	1,365,459.50	173,277.31	113,009.57	12,743,182.22								Other
VAE Lotion Project Phase I	550,000.00	197,095.23	151,752.43	174,351,169.86					94,362.47	94,362.47	3.24%	Other



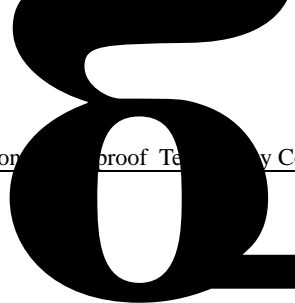
Produc
tion
Base
Project
of
Jinan
Orient
al
Yuhon
g
Buildi
ng

Production Base Project of Zhangjiagang Oriental Yuhong Building Material Co., Ltd.	433,867,117.54	83,845,711.15	60,531,473.29	86,280,691.34									Other
Production Base Project of Jinan Oriental Yuhong Building Material Co., Ltd. (phase I)	154,210,000.	65,884,836.37	18,221,170.72	28,579,948.26									Other



Produc
tion
Base
Constr
uction
Project
of
Yangz
hou
Orient
al
Yuhong

17.





1. Opening balance

2. Increase in the current period

(1) Provision

3. Decrease in the current period



Balance						
2. Amount Increased during the Current Period	302,912,265.5 4	8,273,982.30	515,638.41	993,122.56		312,695,008.8 1
(1) Procurement	237,948,331.3 9	1,673,982.30	515,638.41	993,122.56		241,131,074.6 6
(2) Internal R&D						
(3) Increase from Enterprise Combination	64,963,934.15					64,963,934.15
(4) Other Amount Increased		6,600,000.00				6,600,000.00
3. Amount Decreased during the Current Period	175,801,148.3 0			923,627.66		176,724,775.9 6
(1) Disposal				923,627.66		923,627.66
(2) Other Amount Decreased	175,801,148.3 0					175,801,148.3 0

4.						
Closing	2,387,809,221.	12,764,594.75	3,820,251.12	128,180,326.1	4,285,168.85	2,536,859,561.
Balance	08			8		98
II.						
Accumulated						
Amortization						
1.						
Opening	169,793,795.7	662,066.39	1,482,727.88	36,929,542.29	786,137.20	209,654,269.4
Balance	3					9
2.						
Amount						

4. Closing Balance	218,983,504.9 4	1,471,619.99	2,093,699.88	45,181,133.73	832,481.78	268,562,440.3 2
III. Impairment Reserves						
1. Opening Balance						
2. Amount Increased during the Current Period						
(1) Withdrawal						
3. Amount Decreased during the Current Period						
(1) Disposal						
4. Closing Balance						
IV. Book Value						
1. Closing Book	2,168,825,716. 14	11,292,974.76	1,726,551.24	82,999,192.45	3,452,687.07	2,268,297,121. 66



Value

2.

Opening Book

Value

Ningxia Architecture Design & Research Institute Co., Ltd.	72,649,843.01					72,649,843.01
Macheng Sunshine Energy Conservation and Thermal Insulation Material Co., Ltd.	21,354,047.14					21,354,047.14
Guangzhou Fudatec Thermal Insulation Material Co., Ltd.	20,509,184.80					20,509,184.80
Kunming Fasion Waterproof Material Co., Ltd.	13,469,206.10					13,469,206.10
Tianjin Oriental Yuhong Waterproof Engineering Co., Ltd.	6,815,807.91					6,815,807.91
DAW ASIA LIMITED	6,110,065.21					6,110,065.21

Changsha Oriental Sand Powder Technology Co., Ltd.	1,070,866.63					1,070,866.63
Hubei Yuhong Xingfa New Material Co., Ltd.	8,300,870.01					8,300,870.01
Sichuan Oriental Yuhong Building Materials Co., Ltd.		194,291,484.15				194,291,484.15
Total	150,279,890.81	194,291,484.15				344,571,374.96

(2) Goodwill Impairment Provision

Unit: RMB

Name of Invested Company or Matter Relating to the Formation of Goodwill	Opening balance	Amount Increased during the Current Period		Amount Decreased during the Current Period		Closing balance
		Withdrawal		Disposal		
Total						

(3) Relevant information of the asset group or portfolio to which the goodwill belongs

Name	Composition and basis of the asset group or portfolio to which it belongs	Operating segment and basis	Whether it is consistent with the previous year

As

am

Co

for

c

Other instructions:

The Company adopts the method of estimating the present value of the future cash flow to calculate the recoverable amount of the cash-generating group of Guangzhou Fudatec Thermal Insulation Materials Co., Ltd., Kunming Fasion Waterproof Materials Co., Ltd., Tianjin Oriental Yuhong Waterproof Engineering Co., Ltd., Changsha Oriental Yuhong Sand Powder Technology Co., Ltd., Hubei Yuhong Xingfa New Materials Co., Ltd. and Sichuan Oriental Yuhong Building Materials Co., Ltd. Future cash flows are determined based on the financial budgets approved by the management of the Company from 2024 to 2028 and for the stabilization period thereafter, using a discount rate of 13.82% of the Company's weighted average cost of capital (WACC). Since December 31, 2028, it has been a sustainable operation, and the company will maintain a

Applicable Not applicable

Other instructions:

20. Long-term Unamortized Expenses

Unit: RMB

Items	Opening balance	Amount Increased during the Current Period	Amount Amortized during the Current Period	Other Amounts Decreased	Closing balance
Decoration Fee of Rented House	48,776,613.02	4,808,474.30	39,533,174.31	364,599.74	13,687,313.27
Factory Transformation Fee	11,877,234.76	3,028,320.75	5,842,891.11		9,062,664.40
Others	12,278,983.68	14,701,866.24	10,432,238.47	100,532.43	16,448,079.02
Total	72,932,831.46	22,538,661.29	55,808,303.89	465,132.17	39,198,056.69

Other Instructions

21. Deferred Income Tax Assets/Deferred Income Tax Liabilities**(1) Deferred Income Tax Assets that are Not Offset**

Unit: RMB

Items	Closing balance		Opening balance	
	Deductible Temporary Differences	Deferred Tax Assets	Deductible Temporary Differences	Deferred Tax Assets
Asset Impairment Reserves	2,613,606,179.12	467,631,976.75	1,612,095,241.72	280,946,605.69
Deductible Losses	1,892,110,319.17	306,357,890.91	1,286,778,211.05	211,811,498.58
Equity incentive	247,627,407.92	45,267,196.95	545,054,525.14	91,922,250.22
Deferred Income	578,850,334.73	109,300,813.60	541,998,331.14	107,250,669.13

Profits and losses on the changes in fair value	61,360,295.02	10,947,742.84	1,748,560.66	262,284.10
Estimated Liabilities	44,252,069.34	8,151,553.97	27,591,707.97	4,854,029.65
Lease Liabilities	166,655,606.32	33,119,513.52	177,358,054.71	34,993,282.69
Total	5,604,462,211.62	980,776,688.54	4,192,624,632.39	732,040,620.06

(2) Deferred Income Tax Liabilities that are Not Offset

Unit: RMB

Items	Closing balance		Opening balance	
	Taxable Temporary Differences	Deferred Tax Liabilities	Taxable Temporary Differences	Deferred Tax Liabilities
Appreciation of Assets Appraisal for Merger of Enterprises not under the Same Control	57,097,800.00	8,564,670.00		
Change in Fair Value of Other Non-current Financial Assets	9,324.12	2,331.03		
Changes in the Fair Value of Financing Receivables Included in Other Comprehensive Income	16,339,364.64	2,450,904.70	70,216,752.75	10,532,512.91
Right-of-use Assets	159,478,134.95	31,920,793.41	169,201,637.14	33,329,909.24
Total	232,924,623.71	42,938,699.14	239,418,389.89	43,862,422.15

(3) Deferred Income Tax Assets or Deferred Income Tax Liabilities Presented in Net Value after being Offset

Unit: RMB





			restricted					
Accounts Receivable	382,241,319.61	369,015,769.95	Pledge guarantee	Loan pledge	393,700,668.13	382,677,049.42	Pledge guarantee	Loan pledge
Total	1,320,989,689.17	1,299,009,301.41			1,585,949,108.46	1,495,642,670.70		

Other instructions:

24. Short-term Borrowings

(1) Short-term Borrowings Presented by Category

Unit: RMB

Items	Closing balance	Opening balance
Pledge Loans	2,516,827,064.49	3,142,320,779.35
Guaranteed Loans	2,480,000,000.00	2,390,802,934.10
Credit Loans		715,010,000.00
Accrued Interest	1,797,413.23	6,197,212.38
Total	4,998,624,477.72	6,254,330,925.83

Instructions on the classification of short-term borrowings:

(1) Pledge loans consist of the following parts:

A. The Company and Guangzhou Fuda Thermal Insulation Materials Co., Ltd., Guangdong Oriental Yuhong Waterproofing Engineering Co., Ltd. Guangdong Oriental Yuhong Building Materials Technology Co., LTD. And Shenzhen Oriental Yuhong Waterproofing Engineering Co., Ltd. pledged accounts receivable to obtain bank loans of RMB 131,490,400.00;

B. The Company and Beijing Oriental Yuhong Waterproof Engineering Co., LTD., Shanghai Oriental Yuhong Waterproof Technology Co., LTD., Shanghai Oriental Yuhong Waterproof Engineering Co., LTD., Woniushan Building Energy Co., LTD., Guangdong Oriental Yuhong Waterproof Engineering Co., LTD., Shenzhen Oriental Yuhong Waterproof Engineering Co., LTD., Sichuan Oriental Yuhong Waterproof Engineering Co., LTD., Hebei Oriental Yuhong Construction Engineering Co., LTD The company, Kunming Fengxing Waterproof Material Co., LTD., Tianjin

Oriental Yuhong Waterproof Engineering Co., Ltd., Guangdong Oriental Yuhong Building Materials Technology Co., LTD., Tiandingfeng Roofings Co., Ltd., Oriental Yuhong Tile Roofing System Co., LTD., (Anhui) Co., LTD., Wec Construction Engineering Co., LTD., and Guangzhou Fuda Thermal Insulation Materials Co., Ltd. discounted commercial acceptance bills and bank acceptance bills to obtain a bank loan of RMB 181,336,700.00.

C. Tianjin Hongzhmsf n

Construction Bank Corporation, with the maximum debt limit of RMB 15

Construction Bank Corporation, with the maximum debt limit of RMB 100,000,000.00. As of December 31, 2023, the short-term loan balance was RMB 100,000,000.00.

O. The Company provided joint and several liability guarantee for the credit agreement signed by Xuzhou Woniushan New Waterproof Material Co., Ltd. and Xuzhou Branch of Bank of Communications Co., Ltd., with the maximum debt limit of RMB 80,000,000.00. As of December 31, 2023, the short-term loan balance was RMB 80,000,000.00.

P. The Company provided joint and several liability guarantee for the credit agreement signed by Xuzhou Woniushan New Waterproof Material Co., Ltd. and Xinyi Branch of China Postal Savings Bank Co., Ltd., with the maximum debt limit of RMB 80,000,000.00. As of December 31, 2023, the short-term loan balance was RMB 80,000,000.00.

Q. The Company provided joint and several liability guarantee for the credit agreement signed by Tangshan Oreintal Yuhong Waterproofing Technology Co., Ltd. and Tangshan Fengnan Sub-branch of Bank of Communications Co., Ltd., with the maximum debt limit of RMB 85,000,000.00. As of December 31, 2023, the short-term loan balance was RMB 80,000,000.00.

R. The Company provided joint and several liability guarantee for the credit agreement signed by Jingmen Oreintal Yuhong Building Materials Co., Ltd. and Jingmen Branch of Hankou Bank Co., Ltd., with the maximum debt limit of RMB 88,000,000.00. As of December 31, 2023, the short-term loan balance was RMB 80,000,000.00.

S. The Company provided joint and several liability guarantee for the credit agreement signed by Suzhou Oriental Yuhong Building Materials Co., Ltd. and Zhangjiagang Branch of China Minsheng Banking Corp., Ltd., with the maximum debt limit of RMB 180,000,000.00. As of December 31, 2023, the short-term loan balance was RMB 80,000,000.00.

T. The Company provided joint and several liability guarantee for the credit agreement signed by Xianyang Oreintal Yuhong Building Materials Co., Ltd. and Xianyang Branch of Bank of Communications Co., Ltd., with the maximum debt limit of RMB 60,000,000.00. As of December 31, 2023, the short-term loan balance was RMB 60,000,000.00.

U. The Company provided joint and several liability guarantee for the credit agreement signed by Xuzhou Woniushan New Waterproof Material Co., Ltd. and Bank of Nanjing Co., Ltd. Xuzhou Branch, with the maximum debt limit of RMB 50,000,000.00. As of December 31, 2023, the short-term loan balance was RMB 50,000,000.00.

V. The Company provided joint and several liability guarantee for the credit agreement signed by Tangshan Oriental Yuhong Waterproofing Technology Co., Ltd. and Bank of China Limited

Tangshan Fengnan Sub-branch, with the maximum debt limit of RMB 50,000,000.00. As of December 31, 2023, the short-term loan balance was RMB 50,000,000.00.

W. The Company provided joint and several liability guarantee for the credit agreement signed by Kunming Fasion Waterproof Material Co., Ltd. and Yunnan Branch of Bank of Communications Co., Ltd., with the maximum debt limit of RMB 100,000,000.00. As of December 31, 2023, the short-term loan balance was RMB 50,000,000.00.

X. ~~Z~~era

БҮЛЭГ



Managed Government Project Funds	17,528,875.15	20,584,927.91
Other	43,730,267.36	44,147,548.69
Total	5,432,416,528.55	6,186,352,339.52

2) Other payables of the top five in the ending balance collected by the counterparty

Other instructions:

30. Contract Liabilities

Unit: RMB

Items	Closing balance	Opening balance
Loans	2,607,324,388.68	2,365,965,595.50
Project Funds	941,721,061.62	888,076,353.45
Consulting Fees	23,667,562.98	69,509,441.21
Total	3,572,713,013.28	3,323,551,390.16

Significant contractual liabilities with a history of more than one year

Unit: RMB

Items	Closing balance	Opening balance
-------	-----------------	-----------------

Significant Change Amount in Book Value during the Reporting Period and the Underlying Reason

Unit: RMB

Items	Change Amount	Reason for Change
-------	---------------	-------------------

31. Employee Compensation Payable

(1) Employee Compensation Payable Presented

Unit: RMB

Items	Opening balance	Amount Increased during the Current Period	Amount Decreased during the Current Period	Closing balance
I. Short-term Compensation	116,802,502.14	3,064,043,492.07	3,042,581,045.93	138,264,948.28

II. Post-resignation Benefits - Defined Contribution Plans	6,070,815.98	154,326,800.36	158,866,918.37	1,530,697.97
Total	122,873,318.12	3,218,370,292.43	3,201,447,964.30	139,795,646.25

(2) Short-term Compensation Presented

Unit: RMB

	Opening balance	in pg " I
--	-----------------	-----------

ρ , ρρ]ϕϕ

Iϕ 00'ϕ.ϕϕϕϕ

Б-

B6



Items	Closing balance	Opening balance
Long-term Borrowings Due within One Year	267,589,357.57	548,575,638.88
Long-term Payables Due within One Year	1,460,000.00	2,976,803.07
Lease Liabilities Due Within One Year	28,361,416.15	26,806,633.37
Total	297,410,773.72	578,359,075.32

Other Instructions:

34. Other Current Liabilities

Unit: RMB

Items	Closing balance	Opening balance
Prepaid and Deferred Taxes	392,518,847.25	379,020,870.56
Total	392,518,847.25	379,020,870.56

Change Amount of Short-term Bonds Payable.

Unit: RMB

Bond Name	Face Value	Date of Issue	Bond Period	Amount Issued	Opening balance	Amount Issued during the Current Period	Interest Accrued based on Face Value	Amortization of Premiums and Discounts	Amount Repaid during the Current Period		Closing balance
Total	--	--	--								

Other Instructions:

35. Long-term Borrowings

(1) Long-term Borrowings Presented by Category

Unit: RMB

Items	Closing balance	Opening balance
Mortgage Loans	4,706,258.66	0.00
Guaranteed Loans	1,703,963,919.89	413,000,000.00
Debt of Honour		130,000,000.00
Accrued Interest		920,486.11
Total	1,708,670,178.55	543,920,486.11

Instructions on the classification of Long-term Borrowings:

(1) Guaranteed loans consist of the following parts:

A. Mr. Li Weiguo, the shareholder of the Com- 1

Company ... yme ...
and ... As
of December 31, 2023, the long-term loan balance was RMB 100,000,000.00.

G. The Company provided joint and several liability guarantee for the credit agreement signed by Chuzhou Tiandingfeng Nonwovens Co., Ltd. and Chuzhou Shanghai Road Sub-branch of Bank of China Limited, with the maximum debt limit of RMB 80,000,000.00. As of December 31, 2023, the long-term loan balance was RMB ... of which the long-term loan due within one year was RMB 80,000,000.00.

H. The Company provided joint and several liability guarantee for the credit agreement signed by Wuhu Oriental Yuhong Building Materials Co., Ltd. and Wuhu Sanshan Sub-branch of China Construction Bank Corporation, with the maximum debt limit of RMB 32,000,000.00. As of December 31, 2023, the long-term loan balance was RMB 80,000,000.00, of which the long-term loan due within one year was RMB ...

Orient

ref

pledge

company

Guangzhou

Minsheng Banking Corp

20,500,000. As of Dec

T

f

e

sever

@

,

er

4

f

the

sever

@

,

er

T

f

e

sever

@

,

er

T

f

e

sever

@

,

er

T

f

e

sever

@

,

er

T

f

e

sever

@

,

er

T

f

e

sever

@

,

er

T

f

e

sever

@

,

er

T

f

e

sever

@

,

er

T

f

e

sever

@

,

er

T

f

e

sever

@

,

er

Other instructions

38. Expected Liabilities

Unit: RMB

Items	Closing balance	Opening balance	Underlying Reason
External Guarantee			

Other comprehensive income that cannot be transferred to profit or loss under the equity method		-12,091.75		-12,091.75		-12,091.75
Changes in fair value of investments in other equity instruments	24,439,635.10	-52,300,706.74	-7,819,324.11	-44,521,812.16	40,429.53	20,082,177.06
II. Other comprehensive income that will be reclassified into profit or loss	-381,994.67	5,330,461.34		5,330,461.34		4,948,466.67
Translation differences between financial statement on foreign currencies	-381,994.67	5,330,461.34		5,330,461.34		4,948,466.67

Other comprehensive income	24,057,640.43	-46,982,337.15	-7,819,324.21
----------------------------	---------------	----------------	---------------

Breakdown of adjusted undistributed profit at the beginning of the period:

1) Due to the retrospective adjustment of the Accounting Standards for Enterprises and relevant new regulations, the undistributed profit at the beginning totaling RMB 0.00 was affected.

2) Due to the change of accounting policies, the undistributed profit at the beginning of the period totaling RMB 106.81 million

2024

2023

Ohich:



Beijin

Main Operating Areas	Current period incurred	Previous period incurred
Chinese Mainland	32,112,280,934.66	30,747,830,216.05
Hong Kong and Macao	7,466,050.67	9,784,828.86
Other Countries or Regions	702,781,123.09	456,220,201.33
Total	32,822,528,108.42	31,213,835,246.24

(4) Operating Income by Commodity Transfer Time

Main Operating Revenue:	Current period incurred	Previous period incurred
Of which: Recognized at a certain point	28,676,326,248.83	25,845,804,803.21
Recognized during a certain period	3,488,908,598.46	4,509,110,346.81
Other Operating Revenue	657,293,261.13	858,920,096.22
Total	32,822,528,108.42	31,213,835,246.24

47. Taxes and surcharges

Unit: RMB

Item	Current period incurred	Previous period incurred
urban maintenance and construction tax	76,925,543.66	86,607,790.28
education surcharge	62,174,516.08	67,759,232.97
Property tax	50,729,459.57	28,362,068.94
Land use tax	29,616,944.61	23,146,735.42
Stamp duty	55,576,654.56	40,015,672.23
Others	7,817,211.39	6,875,886.69
Total	282,840,329.87	252,767,386.53

Other instructions:



Warehouse expenses	35,768,982.80	24,285,723.51
Conference expenses	19,175,442.06	5,273,519.29
Depreciation and amortization	14,240,418.60	12,668,930.39
Vehicle usage fee	13,715,962.83	4,750,100.65
Rent and property expenses	13,475,368.95	9,656,986.04
Office expenses	11,721,632.13	13,719,061.74
Others	73,726,447.62	47,000,503.13
Total	2,978,178,436.64	2,657,678,372.46

Other instructions:

50. R&D expenses

Unit: RMB

Item	Current period incurred	Previous period incurred
Employee compensation	271,506,208.57	255,598,896.05
Material expenses	231,080,371.50	214,119,199.27
Depreciation	26,768,536.45	17,432,163.86
Process equipment development and manufacturing costs	18,480,044.46	15,328,204.58
Patent royalties	14,153,791.33	13,250,431.68
Fuel power cost	6,446,722.93	4,775,624.48
Office expenses	4,687,164.79	4,413,702.67
Testing and laboratory processing cost	1,665,583.46	1,498,947.61
Others	30,862,663.95	29,898,766.91
Total	605,651,087.44	556,315,937.11

Other instructions:

51. Financial expenses

Unit: RMB

Item	Current period incurred	Previous period incurred
Interest Expenditure	126,722,473.01	197,928,387.12
Minus: Capitalization of interest	-105,017.32	-735,388.89
Interest income	-52,252,700.91	-71,272,385.61
Profit and loss on exchange	-12,574,186.41	17,602,736.06
Procedure fees and others	66,771,454.20	101,707,471.62
Total	128,562,022.57	245,230,820.30

Other instructions:

52. Other gains

Unit: RMB

Sources of other gains	Current period incurred	Previous period incurred
Government Subsidy	488,504,188.38	451,524,545.13
Others	810,559.98	1,097,112.79
Total	489,314,748.36	452,621,657.92

53. Income on changes in fair value

Unit: RMB

Sources of income from changes

Income from long-term equity investments accounted with the equity method	3,101,561.19	6,433,503.63
Investment income from disposal of long-term equity investments	2,698,711.44	-83,492.57
Investment income of trading financial assets during the holding period	17,484,820.63	6,384,843.30
Investment income from disposal of trading financial assets	572,897.66	
Dividend income from investments in other equity instruments during the holding period	149,356.03	
Investment income obtained during holding other non-current financial assets	2,154,103.97	8,267,479.21
Investment gains from the disposal of other non-current financial assets		8,535,499.59



Beijing Oriental Yuhong Waterproof Technol

tr

llt

Impact of adjusting income taxes for prior periods	-3,606,945.02
Impact of non-deductible costs, expenses and losses	16,699,421.64
Impact of using deductible losses on unrecognized deferred tax assets in prior periods	-28,682,743.64
Impact of deductible temporary differences or deductible losses on unrecognized deferred tax assets in current period	92,438,596.48
Profit and loss of joint ventures and associates accounted in the equity method	-465,234.18
Impact of changes in tax rates on opening deferred income tax balance	10,272,435.54
Tax impact of the research and development fee with deduction (denoted by "-")	-50,271,310.61
Income tax expenses	666,493,545.10

Other instructions:

61. Other Comprehensive Income

See details in the Notes.

62. Cash flow statement items

(1) Cash received from other operation-related activities

Statement on cash received from other operation-related activities

Unit: RMB

Item	Current period incurred	Previous period incurred
Account Current	340,710,604.79	1,303,664,383.95
Government subsidies and incentives	521,140,382.95	507,013,785.79
Fines and others	88,617,575.58	99,012,111.58
Restricted margin	157,611,814.38	312,401,641.58
Total	1,108,080,377.70	2,222,091,922.90

Statement on cash received from other operation-related activities

None

Statement on cash received from other operation-related activities

Unit: RMB

Item	Current period incurred	Previous period incurred
Out-of-pocket expenses	2,047,672,236.02	1,825,077,479.55
Account current	1,634,394,324.24	1,167,476,643.42
Damages from litigation	7,377,862.50	
Fines and late fees etc.		19,736,914.09
Donation expenses	14,431,419.47	2,735,251.37
Restricted funds	5,566,693.70	2,166,660.30
Escrow funds and others	1,586,803.29	83,364,381.50
Others	78,290,783.23	29,540,774.21
Total	3,789,320,122.45	3,130,098,104.44

Statement on cash received from other operation-related activities

None

(2) Cash received from other investment-related activities

Statement on cash received from other investment-related activities

Unit: RMB

Item	Current period incurred	Previous period incurred
Borrowing	1,448,315,000.00	1,107,000,000.00
Interest income	20,474,329.00	25,387,730.41
Total	1,468,789,329.00	1,132,387,730.41

Significant cash received from investment activities

Unit: RMB

Item	Current period incurred	Previous period incurred
None		

Statement on cash received from other investment-related activities

None

Statement on cash paid for other investment-related activities

Unit: RMB

Item	Current period incurred	Previous period incurred
Borrowing	1,000,000,000.00	2,757,000,000.00
Total	1,000,000,000.00	2,757,000,000.00

Significant cash paid for investment activities

Unit: RMB

Item	Current period incurred	Previous period incurred
None		

Statement on cash paid for other investment-related activities

None

(3) Cash received from other activities related to fund-raising

Statement on cash received from other activities related to fund-raising:

Unit: RMB

Item	Current period incurred	Previous period incurred
Loan margin	0.00	530,000,000.00
Factoring	204,843,821.68	360,180,745.00
Total	204,843,821.68	890,180,745.00

Statement on cash received from other activities related to fund-raising:

None

Statement on cash paid for other activities related to fund-raising

Unit: RMB

Item	Current period incurred	Previous period incurred
Restricted share repurchase	122,468,908.78	938,102,354.13



1. Adjusting net profit to cash flow of operating activities:		
Net profit	2,286,976,024.21	2,118,885,669.29
Plus: asset impairment reserve	1,038,804,946.66	392,662,207.40
Depreciation of fixed assets and productive biological assets, consumption of oil and gas assets	810,151,229.27	710,216,388.08
Depreciation of right-of-use assets	26,633,180.89	38,635,850.64
Amortization of intangible assets	55,391,663.21	47,261,324.24
Amortization of long-term unamortized expenses	55,808,303.89	17,526,550.71
Losses on disposal of fixed assets, intangible assets and other long-term assets (gains denoted by a "-")	-1,338,374.07	-390,865.78
Fixed asset scrap losses (gains are denoted by a "-")	-911,541.72	15,871,989.64
Loss on changes in fair value (gains denoted by a "-")	10,930,453.26	4,868,566.98
Financial expenses (gains denoted by a "-")	126,617,455.69	190,148,173.14
Investment losses (gains denoted by a "-")	45,403,279.75	11,961,014.23
Decrease in deferred income tax assets (increase denoted by a "-")	-270,597,191.22	-268,347,479.49
Increase in deferred income tax liability (decrease denoted by a "-")	-1,406,784.80	-13,885,991.14

Decrease in inventory (increase denoted by a "-")	-937,930,264.30	-144,849,531.36
Decrease in operating receivables (increase denoted by a "-")	-813,172,733.75	-2,370,007,987.26
Increase in operating payables (decrease denoted by a "-")	-247,805,115.03	-413,404,894.05
Other	-80,356,892.33	316,861,778.69
Net cash flow from operating activities	2,103,197,639.61	654,012,763.96
2 Significant investment and fund- raising activities that do not involve cash receipts and disbursements:		
Debt to Capital		
Convertible corporate bonds maturing within one year		
Financing lease into fixed Fixed Assets		
New right-of-use assets	65,160,922.86	26,428,061.21
3. Net changes in cash and cash equivalents:		
Closing balance of cash		
Minus: Opening balance of cash	9,740,507,537.27	14,858,317,762.67
Plus: Closing balance of cash equivalents	8,476,816,459.18	9,740,507,537.27
Minus: Opening balance of cash equivalents		
Net increase of cash and cash equivalents:	-1,263,691,078.09	-5,117,810,225.40

(2) Net cash received from the disposal of subsidiaries in current period

Unit: RMB

	Amount
Cash or cash equivalents received from the disposal of subsidiaries in current period	194,639,800.00
Of which	
Sichuan Oriental Yuhong Building Materials Co., Ltd.	194,639,800.00
Minus: cash and cash equivalents held by the company on the date of purchase	11,783,013.73
Of which	
Sichuan Oriental Yuhong Building Materials Co., Ltd.	11,783,013.73
Net cash paid for acquisition of subsidiaries	182,856,786.27
Plus: cash or cash equivalents paid in the current period for business combinations in previous periods	0.00
Of which	
	0.00
Net cash paid for acquiring subsidiaries	182,856,786.27

Other instructions:

None

(3) Net cash received from disposal of subsidiaries in the current period

Unit: RMB

	Amount
Cash or cash equivalents received from disposal of subsidiaries in the current period	19,859,163.71
Of which:	
Shanghai Wealter New Material Co., Ltd	4,622,000.00
Deyang Hongde Real Estate Co., Ltd.	1,000,000.00

Xinjiang Oreintal Yuhong Renovation Engineering Co., Ltd.	1,040,816.33
Shanghai Oriental Yuhong Building Renovation Co., Ltd.	6,574,147.38
Chongqing Oriental Yuhong Building Renovation Technology Co., Ltd.	510,000.00
Tianjin Oreintal Yuhong Renovation Engineering Co., Ltd.	510,000.00
Jilin Oreintal Yuhong Building Renovation Engineering Co., Ltd.	510,000.00
Zhengzhou Oreintal Yuhong Renovation Engineering Co., Ltd.	1,530,000.00
Hangzhou Oreintal Yuhong Urban Renewal Construction Co., Ltd.	0.00
Oreintal Yuhong (Beijing) Renovation Engineering Co., Ltd.	0.00
Hainan Gufeng Building Materials Technology Co., Ltd.	3,562,200.00
Minus: Cash and cash equivalents held by subsidiaries on the date of loss of control	5,132,050.30
Of which:	
Shanghai Wealter New Material Co., Ltd	1,085,657.55
Deyang Hongde Real Estate Co., Ltd.	122,816.60
Xinjiang Oreintal Yuhong Renovation Engineering Co., Ltd.	11,213.00
Shanghai Oriental Yuhong Building Renovation Co., Ltd.	17,513.05
Chongqing Oriental Yuhong Building Renovation Technology Co., Ltd.	35,588.13
Tianjin Oreintal Yuhong Renovation Engineering Co., Ltd.	372.32
Jilin Oreintal Yuhong Building Renovation Engineering Co., Ltd.	172,082.11

Zhengzhou Oreintal Yuhong Renovation Engineering Co., Ltd.	2,562,217.86
Hangzhou Oreintal Yuhong Urban Renewal Construction Co., Ltd.	3,956.19
Oreintal Yuhong (Beijing) Renovation Engineering Co., Ltd.	999,937.50
Hainan Gufeng Building Materials Technology Co., Ltd.	120,695.99
Plus: cash or cash equivalents received in the current period from disposal of subsidiaries in the previous period	0.00
Of which:	0.00
Net cash received from disposal of subsidiaries	14,727,113.4- b

Of which: cash and cash equivalents with restricted use by the parent or subsidiaries within the Group	0.00	0.00
--	------	------

64. Foreign currency monetary items

(1) Foreign currency monetary items

Unit: RMB

Item	Closing balance of foreign currencies	Conversion rate	Converted RMB Closing balance
Monetary Funds			
Among which: USD	27,560,813.15	7.0827	195,204,971.30
EUR	1,015,817.78	7.8592	7,983,515.10
HKD	1,434,479.84	0.9062	1,299,925.63
GBP	1,405,334.14	9.0411	12,705,766.49
CAD	21,655,244.51	5.3673	116,230,193.86
Ringgit	9,462,984.87	1.5415	14,587,191.18
JPY	960,000.00	0.0502	48,192.00
Accounts Receivable			
Among which: USD	11,427,945.10	7.0827	80,940,706.76
EUR	645,421.82	7.8592	5,072,499.17
HKD			
GBP	119,067.36	9.0411	1,076,499.91
Long-term borrowings			
Among which: USD			
EUR			
HKD			

Other Receivables			
Among which: USD	6,322,007.03	7.0827	44,776,879.19
EUR	1,307,397.43	7.8592	10,275,097.88
HKD	10,777.93	0.9062	9,766.96
CAD	19,230.28	5.3673	103,214.68
SGD	10.63	5.3772	57.16
Payables			
Among which: USD	794,596.10	7.0827	5,627,885.80
EUR	7,398,624.11	7.8592	58,147,266.61
HKD	13,550.00	0.9062	12,279.01
Other Payables			
Among which: USD	3,561.65	7.0827	25,226.10
EUR	778,408.53	7.8592	6,117,668.32
HKD	9,819.62	0.9062	8,898.54
SGD	1,748.00	5.3772	9,399.35

Other instructions:

(2) Instructions on the overseas operating entity, including the disclosure of the main overseas operating place, the bookkeeping base currency and the basis for selection for the important overseas operating entity, and the disclosure of the reasons for the change of the bookkeeping base currency.

Applicable Not applicable

VIII. R&D Expenditures

Unit: RMB

Item	Amount in the Current Period	Amount in the Previous Period
Employee compensation	271,506,208.57	255,598,896.05
Material expenses	231,080,371.50	214,119,199.27
Depreciation expenses	26,768,536.45	17,432,163.86



Process equipment development a

None					
------	--	--	--	--	--

Depreciation reserves for R&D expenditures

Unit: RMB

Item	Opening Balance	Amount Increased in the Current Period	Amount Decreased in the Current Period	Closing Balance	Impairment Test
None					

2. Significant Outsourced R&D Projects

Project Name	Estimated economic benefits generation way	Criteria and specific basis of capitalization or expensing
None		

Other instructions:

None

IX. Changes in acquisition

1. Business combinations not under the same control

(1) Business acquisitions not under the same control in the current period

Unit: RMB

Name of the acquiree	Time point of equity acquisition	Cost of equity acquisition	Proportion of equity acquisition	Equity acquisition method	Acquisition date	Determination basis of acquisition date	Income of the acquiree from the acquisition date to the end of the period	Net profit of the acquiree from the acquisition date to the end of the period	Name of the acquiree
Sichuan Building Materials	August 1st, 2023	194,639,800.00	51.00%	Cash	August 1st, 2023	Completion of equity delivery	69,948,605.14	4,395,770.87	1,513,783.00



Beijing Oriental Yuhong Waterproof Technology

Accounts receivable	29,949,704.47	29,949,704.47
stock	15,931,080.01	15,931,080.01
Fixed assets	207,427,769.76	178,223,169.76
Intangible assets	60,986,680.26	33,093,480.26
Other non-current assets	27,168,402.77	27,168,402.77
Construction in process	82,434.81	82,434.81
Liabilities:		
Loans		
Accounts payable	45,728,207.35	45,728,207.35
Deferred tax liability	8,564,670.00	
Other payables	134,007,818.33	134,007,818.33
Net assets	165,028,390.13	116,495,260.13
Minus: minority shareholders' equity		
Net assets acquired	165,028,390.13	116,495,260.13

Determination method of fair value of identifiable assets and liabilities:

Contingent liabilities of the acquiree undertaken in business combination:

Other instructions:

(4) Gains or losses arising from the remeasurement of equity held before the purchase date at fair value

Is there any transaction in which the business combination is achieved in stages through multiple transactions and control is obtained during the reporting period?

Yes No

(5) Instructions on the merger consideration or the fair value of the acquiree's identifiable assets and liabilities that cannot be reasonably determined on the acquisition date or at the end of the current period of merger.

(6) Other instructions:

2. Business combinations under the same control

(1) Business combinations under the same control that occurred in the current period

Unit: RMB

Name of merged party	Proportion of equity obtained in business combination	Basis for a business combination under the same control	Merger date	Basis for determination of merger date	Income of the merged party from the beginning of the current period to the date of merger	Net profit of the merged party from the beginning of the current period to the date of merger	Income of the merged party during the comparison period	Net profit of the merged party during the comparison period

Other instructions:

(2) Merger cost

Unit: RMB

Merger costs	
--Cash	
--Book value of non-cash assets	
--Book value of debt issued or assumed	
--Face value of the equity securities issued	
--Contingent consideration	

Instructions on the contingent consideration and its changes:

Other instructions:

(3) Book value of the assets and liabilities of the merged party on the merger date

Unit: RMB

	Merger date	End of last period

Assets:		
Money funds		
Accounts receivable		
Inventory		
Fixed assets		
Intangible assets		
Liabilities:		
Loan		
Accounts payable		
Net assets		
Less: Minority interests		
Net assets acquired		

Contingent liabilities of the merged party assumed in a business merger:

Other instructions:

3. Reverse purchase

Basic information of the transaction, the basis for the transaction constituting a reverse purchase, whether the assets and liabilities retained by the listed company constitute a business and their basis, the determination of the merger cost, the amount of equity adjustment when dealing with equity transactions and its calculation:

4. Disposal of subsidiaries

Are there any transactions or events that result in the loss of control of subsidiaries during the current period?

Yes No



Beijing Oriental Yuhong W



Other instructions:

Is there

Xiongan Dongfang Yuhong Construction Technology Co., Ltd	100,000,000.00	Hebei Province	Xiongan City, Hebei Province	Research and development of building materials, sales of waterproof anti-corrosion insulation engineering services, building decoration engineering construction services	100.00%	0.00%	
Liaoning Oriental Yuhong Construction Technology Co., Ltd	50,000,000.00	Liaoning Province	Shenyang City, Liaoning Province	All kinds of engineering construction activities, import and export of goods technology, production and sales of waterproof and anticorrosive building materials	100.00%	0.00%	

Henan Oriental Yuhong building Materials Technology Co., Ltd	50,000,000.00	Henan Province	Zhengzhou City, Henan Province	Building waterproof coil product manufacturing and sales, anticorrosive material sales, paint sales, paint manufacturing	100.00%	0.00%	
Tianjin Oriental Yuhong waterproof engineering Co., Ltd	50,000,000.00	Tianjin City	Tianjin City	Building waterproof material sales and engineering construction	100.00%	0.00%	
Tianjin Oriental Yuhong New Material Technology Co., Ltd	50,000,000.00	Tianjin City	Tianjin City	Waterproof and anticorrosive materials, insulation materials development , manufacturing and sales, waterproof construction, technical consulting and services, import and export of self-operated and agent goods and technologies	100.00%	0.00%	

Tianjin Hongzhi New Material Co., Ltd	10,000,000.00	Tianjin City	Tianjin City	Sales of waterproof materials, anti-corrosion materials, thermal insulation materials, building materials and construction equipment	100.00%	0.00%	
Zhongke Jiantong Engineering Technology Co., Ltd	100,000,000.00	Beijing	Beijing	Technical development , sales of building materials, decorative materials, labor subcontracting	100.00%	0.00%	

Shanghai Honghao New material Co., Ltd	50,000,000. 00	Shanghai	Shanghai	Technology development , technical consultation, technology transfer, technical exchange, technical service and technology promotion in the field of waterproof material science and technology and new material science and technology	100.00%	0.00%	
Starshine (Beijing) Building Materials Testing Co., Ltd.	10,000,000. 00	Beijing	Beijing	Building waterproof material testing and testing technology development and promotion	100.00%	0.00%	

Beijing Wuzhou Tuyuan Import and Export Trade Co., Ltd	100,000,000 .00	Beijing	Beijing	Sales of goods, import and export of technology, import and export of goods, consulting, warehousing	100.00%	0.00%	
Beijing Shunyi District Oriental Yuhong vocational skills training school	5,000,000.0 0	Beijing	Beijing	Business training	100.00%	0.00%	
Beijing Oriental Yuhong Anticorrosio n Technology Co., Ltd	30,927,835. 00	Beijing	Beijing	Technology development Technology consulting Technology transfer Technology services Sales of anti- corrosion materials, building materials, decorative materials, machinery and equipment	67.90%		



Shanghai

Oriental

Yuhong

Waterproof

Technology

Co., Ltd



160,000,000
.00

Shanghai

Shanghai

Waterproof
and
anticorrosive
~~materials,~~
therma



Shandong				Building
Oriental				waterproof
Yuhong				coil products
Building	100,000,000	Shandong	Jinan City,	manufacturi
Materials	.00	Province	Shandong	ng and sales,
Technology			Province	anti-
Co., Ltd				corrosion
				materials
				sales,
				thermal
				insulation
				materials
				sales

Jiangxi Oriental Yuhong Construction Technology Co., Ltd	50,000,000.00	Jiangxi Province	Nanchang, Jiangxi Province	Technical import and export of goods, production and sales of waterproof and anticorrosive materials for buildings, technical services, sales of thermal and acoustic insulation materials	100.00%
Guangdong Oriental Yuhong waterproof engineering Co., Ltd	60,000,000.00	Guangdong Province	Guangzhou, Guangdong Province	Sales of waterproof materials, construction of waterproof engineering	100.00%
Shenzhen Oriental Yuhong waterproof engineering Co., Ltd	50,000,000.00	Guangdong Province	Shenzhen City, Guangdong Province	Waterproof and leak repair, construction, construction materials development and sales	100.00%



Co., Ltd

struction

Oriental
Yuhong
Building
Materials

Oriental Yuhong Civil Building Materials Co., Ltd	400,000,000 .00	Beijing	Beijing	Sales of building materials, all kinds of waterproof materials, building and industrial coatings, mortar materials decoration materials	100.00%
Hong Kong Oriental Yuhong Investment Co., Ltd	1,274,886,0 00.00	Hongkong	Hongkong	Trade, waterproof material sales, investment, consulting, training	100.00%
Fuda Energy Saving Technology Co., Ltd	100,000,000 .00	Guangdong Province	Guangzhou, Guangdong Province	Sales of thermal insulation materials	100.00%

Wuniushan Energy Saving Group Co., Ltd	300,000,000.00	Guangdong Province	Guangzhou, Guangdong Province	Thermal insulation technology in the field of technology development , technical consulting, technology transfer, technical services building thermal insulation materials, building materials	83.72%		
Oriental Yuhong Building Repair Technology Co., Ltd	50,000,000.00	Tianjin City	Suzhou City, Jiangsu Province	Undertake building decoration works, house repair, pipeline installation	94.00%		
Oriental Yuhong Sand Powder Technology Group Co., Ltd.	300,000,000.00	Beijing	Beijing	Sales of building materials, hardware and electricity, non-metallic ores, mineral products	100.00%		

Beijing ... Technology Co., Ltd

Nonwo...

research...

500,000

Limited

Province

100%

es

a

Tec] h

Beijing

Hongyun

Kiev

Material 100,000,000

Supply .00

Beijing

Beijing

Chain

Managemen

t Co., Ltd

Beijing Oriental Yuhong Supply Chain Management Co., Ltd	50,000,000.00	Beijing	Haikou City, Hainan Province	Road cargo transportation, loading and unloading, technical services, sales of building materials	100.00%		
Nantong Jinsinan Film Material Co., Ltd	285,000,000.00	Jiangsu Province	Nantong City, Jiangsu Province	Goods technology import and export, plastic products manufacturing and sales, technical services	100.00%		
Tangshan Oriental Yuhong Waterproof Technology Co., Ltd	300,000,000.00	Hebei Province	Tangshan City, Hebei Province	Technical development, sales of building materials, waterproof construction, import and export business	100.00%		

Xianyang Oriental Yuhong Building Materials Co., Ltd	80,000,000.00	Shaanxi Province	Xianyang City, Shaanxi Province	Waterproof and anticorrosive materials, insulation materials development , manufacturing and sales, waterproof construction	100.00%		
Wuhu Oriental Yuhong Building Materials Co., Ltd	50,000,000.00	Anhui Province	Wuhu City, Anhui Province	Production and sales of waterproof materials	100.00%		
Hangzhou Oriental Yuhong Building Materials Co., Ltd	100,000,000.00	Zhejiang Province	Hangzhou, Zhejiang Province	Production, sales and construction of waterproof materials	100.00%		
Qingdao Oriental Yuhong Building Materials Co., Ltd	50,000,000.00	Shandong Province	Qingdao, Shandong Province	Production and sales of waterproof materials	100.00%		
Henan Oriental Yuhong Building Materials Co., Ltd	50,000,000.00	Henan Province	Puyang City, Henan Province	Production and sales of waterproof materials	100.00%		

Jinzhou Oriental Yuhong Building Materials Co., Ltd	150,000,000.00	Liaoning Province	Jinzhou, Liaoning Province	Production and sales of waterproof coil coatings	100.00%		
Jingmen Oriental Yuhong Building Materials Co., Ltd	50,000,000.00	Hubei Province	Jingmen City, Hubei Province	Technical services and sales of waterproof materials, anti-corrosion materials and thermal insulation materials	100.00%		
Huizhou Oriental Yuhong Building Materials Co., Ltd	100,000,000.00	Guangdong Province	Huizhou City, Guangdong Province	Production and sales of waterproof, anticorrosive and thermal insulation building environment al protection materials, chemical products, construction machinery and equipment	100.00%		

Zhejiang Oriental Yuhong Building Materials Technology Co., Ltd	50,000,000.00	Zhejiang Province	Hangzhou, Zhejiang Province	Building waterproof coil products manufacturing and sales, anti-corrosion materials sales, thermal insulation materials sales	100.00%
Kunming Fengxing Waterproof Material Co., Ltd	110,000,000.00	Yunnan Province	Kunming, Yunnan Province	Production and sales of waterproof materials, decorative materials and building materials	100.00%
Xuzhou Wun					



Zhanjiang
Oriental
Yuhoggn
Sand 10,Æ,
Powder
Technology
Co., Ltd.



wholesale

o e

on

Chon



Oriental Yuhong Tile Roofing System Co., Ltd	100,000,000.00	Tianjin City	Tianjin City	Building materials sales Building, ceramic products sales, building waterproof coil products sales, synthetic materials sales, insulation materials sales, brick sales refractory materials sales, etc	60.00%		
Oriental Yuhong Building Materials Co., Ltd	50,000,000.00	Tianjin City	Chongqing	Sales of building waterproofing membrane products, sales of anti-corrosion materials, sales of coatings, sales of insulation materials, sales of building materials	100.00%		

Guizhou Dongfang Yuhong Building Materials Technology Co., Ltd.	50,000,000.00	Guizhou Province	Guiyang City, Guizhou Province	New material technology research and development , new material technology promotion services, sales of lightweight building materials, sales of building blocks	100.00%		
Jinsinnan Film (Shanghai) Technology Co., Ltd.	30,000,000.00	Shanghai	Shanghai	Engineering construction activities, construction engineering design, sales of new membrane materials, chemical products, synthetic materials, building materials, anti-corrosion materials, rubber products, and paper products	100.00%		



Research
and
development
of new
material
technology,
manufacturi
ng of
by

Lishui			
Oriental			
Yuhong			
Building	50,000,000.	Zhejiang	Lishui City,
Materials	00	Province	Zhejiang
Technology			Province
Co., Ltd.			



Beijing Oriental Yuhong Waterproof Techno

(Jiangsu)			
New			
Material			
Technology			components
Co., Ltd.			related
Group Co.,		Province	enterprises
Company	00 Province	Company	of
Group		City	R&D and
Company			development
			integrated
			of
			and
			promotion
			technology
			platform
			technology
			exchange
			technology
			construction
			technical
			development
	00'00 Province	Province	technology
		City, Jiangsu	services
			Technical
			services
			product
			chemical
			and chemical
			manufacturing
			product
			chemical

北京东方雨虹
 防水科技股份有限公司
 Beijing Oriental Yuhong
 Waterproof Technology Co., Ltd.

Guangxi Dongfang Yuhong Building Materials Technology Co., Ltd.	50,000,000.00	Guangxi Zhuang Autonomous Region	Nanning City, Guangxi Zhuang Autonomous Region
---	---------------	---	---

北京东方雨虹
 防水科技股份有限公司

北京

2023年12月31日

北京东方雨虹防水科技股份有限公司

Hongsheng (Beijing) New Energy Technology Co., Ltd.	100,000,000 .00	Beijing	Beijing	New energy technology development and sales of building materials, decorative materials, photovoltaic equipment and components, power facilities and equipment, research and development of electromech anical coupling systems, solar power generation technical services, research and development of high- efficiency energy- saving technologies in the power industry,	100.00%		
---	--------------------	---------	---------	---	---------	--	--

Oriental Yuhong Pipe Technology Co., Ltd.	200,000,000.00	Tianjin	Tianjin	New material technology research and development , coating sales, building waterproofing membrane product sales,	100.00%		
---	----------------	---------	---------	--	---------	--	--

Chenzhou Oriental Yuhong Building Materials Technology Co., Ltd.	50,000,000.00	Hunan Province	City, Hunan Province	Manufacturing of building waterproofing membrane products, sales of building waterproofing membrane products, manufacturing of coatings, sales of coatings, sales of anti-corrosion materials, research and development of new material technologies, sales of thermal insulation materials, manufacturing of thermal insulation and sound insulation materials, sales of thermal insulation and sound	100.00%		
--	---------------	----------------	----------------------	--	---------	--	--



				insulation materials,			
--	--	--	--	-----------------------	--	--	--

Wuhan Oriental Yuhong Science and Technology Construction Materials Co., Ltd.	250,000,000.00	hubei province	Wuhan, Hubei	Manufacturing of building waterproofing membrane products, sales of building waterproofing membrane products, manufacturing of coatings, sales of coatings, sales of anti-corrosion materials, research and development of new material technology, sales of thermal insulation materials, manufacturing of thermal insulation and sound insulation materials, sales of thermal insulation and sound	90.00%		
---	----------------	----------------	--------------	--	--------	--	--



				insulation materials,			
--	--	--	--	-----------------------	--	--	--

IBGE

IBGE Water Technology, Ltd.

Annual Report 2023

ng of
buildi
waterproofin
g membrane
products,
sales of
building
waterproofin
g membrane
products,
manufacturi
ng of
coatings,
sales of
coatings,
sales of

Yangzhou
Dongfang
Yuhong
New
Materials
Co., Ltd.

50,000,000. Jiangsu
00 Province

Yangzhou
City, Jiangsu
Province

infstatati



				insulation materials,			
--	--	--	--	-----------------------	--	--	--

Hongjia Industrial Coatings Co., Ltd.	500,000,000.00	Tianjin	Tianjin	Paint sales,	100.00%
Fujian Oriental Yuhong Building Materials Technology Co., Ltd.	50,000,000.00	Fujian Province	Fuzhou city of Fujian	New material technology research and development , building waterproofing membrane product manufacturing, building waterproofing membrane product sales	100.00%
Hongtu Holdings (Xuzhou) Co., Ltd.	1,000,000.00	Jiangsu Province	Xuzhou City, Jiangsu Province	Inspection and testing services, enterprise management consulting, engineering management services,	100.00%

Nanning Oriental Yuhong Waterproof Materials Co., Ltd.	64,580,600.00	Guangxi Zhuang Autonomous Region	Nanning City, Guangxi Zhuang Autonomous Region	Manufacturing of new building materials, manufacturing of building waterproofing membrane products, sales of building waterproofing membrane products, manufacturing of coatings, sales of coatings, sales of anti-corrosion materials, research and development of new material technology, sales of insulation materials,	100.00%		
--	---------------	----------------------------------	--	---	---------	--	--

Fuzhou Dongfang Yuhong Building Materials Co., Ltd.	50,000,000.00	Fujian Province	Fuzhou city of Fujian	Manufacturing of building waterproofing membrane products, sales of building waterproofing membrane products, manufacturing of coatings, sales of coatings, sales of anti-corrosion materials, research and development of new material technology, sales of thermal insulation materials, manufacturing of thermal insulation and sound insulation materials, sales of thermal insulation and sound	90.00%		
---	---------------	-----------------	-----------------------	--	--------	--	--



				insulation materials,			
--	--	--	--	-----------------------	--	--	--

Qingyuan
Boyu Real
Estate
Investment
Co., Ltd.

100.00
60. Guang
00 Province

management
services;

Jiangsu
Oriental
Yuhong
Investment
Co., Ltd.

50,000,000.00
Jiangsu
Province

Kunshan
City, Jiangsu
Province

Waterproof
material
sales, project
investment, 100.00%
goods
import and
export

Enterprise
management

Hongyi
Enterprise
Services
Co., Ltd.

1,000,000.00
Shandong
Province

Beijing

exhibition

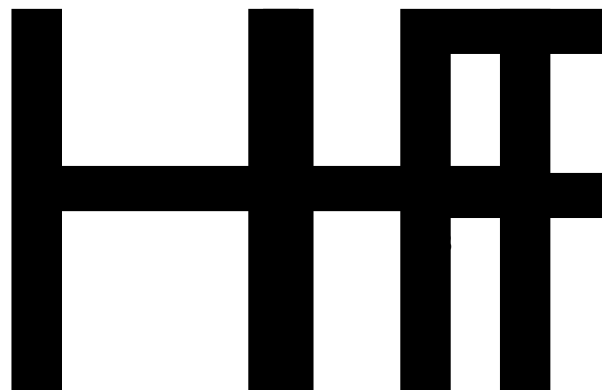
services,

and



etc.

Oriental
Yuhong
(America) 77,858,597.
Developmen 60 America Pennsylvania
ts.Ltd



Ningxia Architectural Design and Research Institute Co., Ltd.	40,000,000.00	Ningxia Hui Autonomous Region	Yinchuan City, Ningxia Hui Autonomous Region	Industrial and civil construction engineering and municipal engineering design, highway special design, electric power special design, landscape design, urban planning engineering survey and measurement, geotechnical engineering construction foundation inspection, main structure inspection, construction drawing review, project contracting and supervision technology	71.90%		
---	---------------	-------------------------------	--	---	--------	--	--



				development and consultation service			
--	--	--	--	---	--	--	--



Xuzhou

Dongfang

Yuhong

New

Materials

Co., Ltd.

54,663,300. Jiangsu

00 Province

Xuzhou

City, Jiangsu

Province

100.00%

material

technology

research and

development

, sealing

packing

manufacturi

ng, coating

manufacturi

ng, and

coating sales

Hefei

Oriental

Yuhong

Building

Yuhong

Yuhong

Yuhong

Yuhong

100.00%

Yuhong

Yuhong

100.00%



Wuhan Dongfang Yuhong Jinghong Technology Engineering Co., Ltd.	10,000,000.00	hubei province	Wuhan, Hubei	Engineering and technology research and experimental development , carbon emission reduction	100.00%
Beijing Gengdu Home Investment Co., Ltd.	500,000,000.00	Beijing	Beijing	Business management consulting	100.00%
Oriental Yuhong Investment (SINGAPORE) (Pte.) Ltd.	5,377.20	Singapore	Singapore	Sales of Waterproof Materials and Investment	100.00%
Hubei Oriental Yuhong Building Materials Technology Co., Ltd.	50,000,000.00	Hubei province	Wuhan, Hubei	Manufacturing of building waterproofing membrane products, sales of building waterproofing membrane products,	52.00%

Handan Oriental Yuhong Building Materials Co., Ltd.	10,000,000.00	Hebei Province	Handan City, Hebei Province	Sales of construction waterproofing membrane products, anti-corrosion materials, and coatings	51.00%		
Cangzhou Dongfang Yuhong Construction Technology Co., Ltd.	10,000,000.00	Hebei Province	Cangzhou City, Hebei Province	Manufacturing of new building materials, manufacturing of building waterproofing membrane products,	52.00%		
Shanghai Oriental Yuhongpu New Materials Sales Co., Ltd.	10,000,000.00	Shanghai	Shanghai	Sales of building materials, sales of building decoration materials, sales of building waterproofing membrane products, sales of insulation materials,	100.00%		

Hunan Oriental Yuhong Building Materials Co., Ltd.	50,000,000.00	Hunan Province	Changde City, Hunan Province	Engineering waterproofing materials, anti-corrosion materials, thermal insulation materials	100.00%		
Inner Mongolia Oriental Yuhong New Materials Co., Ltd.	10,000,000.00	Inner Mongolia Autonomous Region	Inner Mongolia Autonomous Region	Paint manufacturing, new material technology research and development	100.00%		
Xinjiang Oriental Yuhong Building Materials Technology Co., Ltd.	50,000,000.00	Xinjiang Uygur Autonomous Region	Urumqi, Xinjiang	Sales of building materials, sales of insulation materials, sales of paint,	100.00%		
Tianjin Hongde New Materials Co., Ltd.	5,000,000.00	Tianjin City	Tianjin City	Waterproof materials, anti-corrosion materials, thermal insulation materials	100.00%		

Heilongjiang Oriental Yuhong Building Materials Technology Co., Ltd.

50,000,000.00 Heilongjiang Province

Harbin City, Heilongjiang Province

New material technology research and development

100.00%

Manufacturing of building

waterproofing membrane

products,

65.00%

sales of building waterproofing membrane products

Tianjin Oriental Yuhong New Materials Co., Ltd.

100,000,000.00 Tianjin City

Tianjin City

Oriental Yuhong Home Technology Co., Ltd.

10,000,000.00

Zhejiang Oriental Yuhong Waterproof Technology Co., Ltd.	50,000,000.00	Zhejiang Province	Hangzhou, Zhejiang	Research and development of new material technology; manufacturing of building waterproofing membrane products;	100.00%		
Guangzhou Dongfang Yuhong Sand Powder Technology Co., Ltd.	10,000,000.00	Guangdong Province	Guangzhou, Guangdong	Manufacturing of cement products, sales of non-metallic minerals and products	100.00%		
Sichuan Oriental Yuhong Building Materials Co., Ltd. (hereinafter referred to as "Sichuan Building Materials")	50,000,000.00	Sichuan Province	Deyang City, Sichuan Province	Manufacturing of building waterproofing membrane products; coating manufacturing	100.00%		

Unit: RMB

Statements regarding when the proportion of shareholding is not consistent with that of voting rights in the subsidiary:

Basis for holding half or less of the voting rights but still controlling the investee, and holding more than half of the voting rights but not controlling the investee: for important structured subjects included in the scope of merger, the basis for control: the basis for determining whether the

company is an agent or a principal: Other instructions: acquisition method: through establishment or investment, business merger under the same control, and business merger under different control.

(2) Important non-wholly owned subsidiaries

Unit: RMB

Names of subsidiaries	Ratio of shareholdings by minority shareholders	Profit and loss to minority shareholders of the current period	Dividend on shares declared to minority shareholders of the current period	End-period balance of interest to minority shareholders
Shanghai Oriental Yuhong Waterproof Technology Co. Ltd.	0.31%	-2,290,658.25		-189,026.79

Statements regarding when the proportion of shareholding held by minority shareholders is not consistent with that of voting rights in the subsidiary:

Other instructions:

(3) Main financial information on important non-wholly owned subsidiaries

Unit: RMB

Names of subsidiaries	Closing balance						Opening balance					
	Current assets	Non-current assets	Total assets	Current liabilities	Non-current liabilities	Total Liabilities	Current assets	Non-current assets	Total assets	Current liabilities	Non-current liabilities	Total Liabilities
Shanghai Oriental Yuhong Waterproof Technology Co.	5,070,448.25 1.12	888,904,509.46	5,959,352.76 0.58	4,124,254.16 2.72	269,201.75	4,124,523.36 4.47	7,149,144.34 3.65	761,790,440.99	7,910,934.78 4.64	6,205,401.38 4.52	467,788.80	6,205,869.17 3.32

Ltd.												
------	--	--	--	--	--	--	--	--	--	--	--	--

Unit: RMB

Names of subsidiaries	Current period incurred				Previous period incurred			
	Operating revenue	Net profit	Comprehensive income	Cash generated from operating activities	Operating revenue	Net profit	Comprehensive income	Cash generated from operating activities

2. Transactions in which the share of owner's equity in a subsidiary changes and the subsidiary is still controlled

(1) Description of changes in the share of owner's equity in the subsidiary

The Company originally held 60% of the equity of Hubei Yuhong Xingfa New Materials Co., Ltd. (hereinafter referred to as Hubei Xingfa). In June 2023, the Company signed an equity transfer agreement with Hubei Silicon Xing Venture Capital Partnership (Limited Partnership) which transferred 9.0606% of the equity of Hubei Xingfa to the Company at a transfer price of RMB 3.1889 million. When the transfer was completed, the Company held 69.0606% of the equity of Hubei Xingfa. This transaction resulted in an increase of RMB 20,100 in the Company's capital reserve and a decrease of RMB 20,100 in minority shareholders' equity.

Woniushan Energy Saving Group Co., Ltd., a subsidiary of the Company, originally held 53% of the equity of Shanghai Yanghe New Material Technology Co., Ltd. (hereinafter referred to as Shanghai Yanghe) under the cost method. In this period, Woniushan Energy Saving Group Co., Ltd., a subsidiary of the Company, further acquired a 47% stake in Shanghai Yanghe. This transaction resulted in a decrease of RMB 45.9287 million in capital reserves and a decrease of RMB 45.9287 million in minority shareholders' equity.

(2) Impact of the transaction on minority shareholders' equity and owners' equity attributable to the parent company

Unit: RMB

	Hubei Xingfa	Shanghai Yanghe
Purchase Cost/Disposal Consideration	3,188,899.84	
--Cash	3,188,899.84	
--Fair value of non-cash assets		
Total of Purchase Cost/Disposal Consideration	3,188,899.84	
Minus: Share of net assets of a subsidiary based on the proportion of equity acquired/disposed of	3,208,955.40	45,928,653.42
Difference	20,055.56	45,928,653.42

Of which: Adjustment of capital reserves	20,055.56	45,928,653.42
Adjustment of surplus reserves		
Adjustment of undistributed profits		

Other instructions:

3. Interest in joint venture omm

Non-current liabilities		
Total Liabilities		
Minority shareholders' equity		
Equity attributable to the shareholders of parent company		
Share of net assets by shareholding ratio		
Adjustments		
--Goodwill		
--Unrealized profit from internal transactions		
--Others		
Book value of equity investments in associates		
Fair value of equity investments in associates with publicly quoted prices		
Operating income		
Financial Expenses		
Income Tax Expenses		
Net profit		
Net profit from discontinued operations		
Other comprehensive income		
Total comprehensive income		
Dividends received from associates		

during the year		
-----------------	--	--

Other instructions

(3) Main financial information of important associates

Unit: RMB

	Closing balance/Amount in the current period	Opening balance/Amount in the last period
		Sichuan Oriental Yuhong Building Materials Co., Ltd.
Current assets		183,744,344.52
Non-current assets		231,283,108.04
Total assets		415,027,452.56
Current liabilities		190,965,190.09
Non-current liabilities		101,681,250.00
Total Liabilities		292,646,440.09
Net assets		122,381,012.47
Minority shareholders' equity		
Equity attributable to the shareholders of parent company		122,381,012.47
Share of net assets by shareholding ratio		59,966,696.11
Adjustments		107,619,610.07
--Goodwill		
--Unrealized profit from internal transactions		
--Others		107,619,610.07
Book value of equity investments in		167,586,306.18

associates	
Fair value of equity investments in associates with publicly quoted prices	
Operating income	620tu

(5) Description of significant restrictions on the ability of the joint venture or associated enterprise to transfer funds to the Company**(6) Excess losses incurred by the joint venture or associated enterprise**

Unit: RMB

Name of joint venture or associated enterprise	Accumulated unrecognized losses in the previous period	Unrecognized losses in the current period (or net profit shared in the current period)	Accumulated unrecognized losses at the end of the period

Other instructions:

(7) Unrecognized commitments related to investments in joint ventures**(8) Contingent liabilities related to investments in joint ventures or associated enterprises****4. Key Joint Ventures**

Name of Joint Venture	Principal Place of Business	Place of Registration	Business Nature	Shareholding Ratio/Share Enjoyed	
				Direct	Indirect

Explain the proportion of shares held or enjoyed in the joint venture is different from the proportion of voting rights:

If a joint venture is a separate entity, the basis for classifying it as a joint venture is as follows:

Other instructions:

5. Equity in structured entities not included in the scope of consolidated financial statements

Description on structured entities not included in the scope of consolidated financial statements:

6. Others**XI. Government Subsidies****1. Government grants recognized as receivable at the end of the reporting period**

Applicable Not applicable

Reasons for not receiving the expected amount of government subsidies at the expected time

Applicable Not applicable

2. Liabilities involving government subsidies

Applicable Not applicable

Unit: RMB

B

t

Q f

Deferred income	2,700,000.00			540,000.00		2,160,000.00	Asset related
Deferred income	13,793,134.92			1,097,815.08		12,695,319.84	Asset related
Deferred income	308,333.37			99,999.96		208,333.41	Asset related
Deferred income	88,794,399.96			5,223,200.04		83,571,199.92	Asset related
Deferred income	14,128,499.99			905,999.99		13,222,500.00	Asset related
Deferred income	551,000.00			114,000.00		437,000.00	Asset related
Deferred income		6,000,000.00		137,500.00		5,862,500.00	Asset related
Deferred income		270,000.00				270,000.00	Asset related
Deferred income	4,311,060.04			718,509.96		3,592,550.08	Asset related
Deferred income	1,929,999.96			386,000.04		1,543,999.92	Asset related
Deferred income	3,803,800.04			543,399.96		3,260,400.08	Asset related
Deferred income		4,795,301.34		51,378.24		4,743,923.10	Asset related
Deferred income		267,100.00		40,065.03		227,034.97	Asset related
Deferred income	1,268,750.00			75,000.00		1,193,750.00	Asset related
Deferred income		1,235,000.00		43,783.30		1,191,216.70	Asset related
Deferred income	41,571,875.16			2,668,507.92		38,903,367.24	Asset related

Deferred income	36,549,763.41			3,174,228.00		33,375,535.41	Asset related
Deferred income	7,334,827.50	14,920,600.00		724,167.45		21,531,260.05	Asset related
Deferred income		500,000.00		25,000.02		474,999.98	Asset related
Deferred income	19,332,163.60			637,924.92		18,694,238.68	Asset related
Deferred income		4,946,600.00		206,108.35		4,740,491.65	Asset related
Deferred income	10,737,464.98			1,204,201.68		9,533,263.30	Asset related
Deferred income		310,000.00		56,833.37		253,166.63	Asset related
Deferred income		2,143,700.00		71,456.68		2,072,243.32	Asset related
Deferred income	18,000,000.00			4,500,000.00		13,500,000.00	Asset related
Deferred income		1,980,000.00		99,000.00		1,881,000.00	Asset related
Deferred income	46,411,226.08			2,396,123.16		44,015,102.92	Asset related
Deferred income	18,973,619.96			2,108,180.04		16,865,439.92	Asset related
Deferred income	4,886,441.47			492,750.36		4,393,691.11	Asset related
Deferred income		34,845,538.00		2,611,500.03		32,234,037.97	Asset related
Deferred income	5,037,210.03			559,689.96		4,477,520.07	Asset related
Deferred income	2,063,489.75			208,083.00		1,855,406.75	Asset related

Deferred income		5,180,000.00		388,500.03		4,791,499.97	Asset related
Deferred income	7,680,000.00			1,920,000.00		5,760,000.00	Asset related
Deferred income	14,875,000.00			1,477,666.63		13,397,333.37	Asset related
Deferred income	31,568,333.35			1,634,333.33		29,934,000.02	Asset related
Deferred income		16,000,000.00		333,333.35		15,666,666.65	Asset related
Deferred income	7,822,000.12			1,273,999.95		6,548,000.17	Asset related
Deferred income	3,000,000.00			300,000.00		2,700,000.00	Asset related
Deferred income	16,919,700.04			1,127,979.96		15,791,720.08	Asset related
Deferred income	89,553,025.38			1,304,465.04		88,248,560.34	Asset related
Deferred income	1,007,250.00			51,000.00		956,250.00	Asset related
Deferred income	1,000,000.00			50,000.04		949,999.96	Asset related
Deferred income	24,030,069.76			492,083.40		23,537,986.36	Asset related
Deferred income		14,040,000.00		58,500.00		13,981,500.00	Asset related
Deferred income	4,988,260.80			2,394,365.16		2,593,895.64	Asset related
Deferred income	3,123,147.48			1,205,941.44		1,917,206.04	Asset related
Deferred income		328,698.66		8,217.48		320,481.18	Asset related

3. Government subsidies included in current profits and losses

Applicable Not applicable

Unit: RMB

Accounting account	Amount incurred this period	Amount incurred last period
Other income	1,050,000.00	540,000.00
Other income	3,000,000.00	1,000,000.00
Other income	2,114,000.00	2,341,000.00
Other income	3,000,000.00	3,000,000.00
Other income	1,539,384.60	8,916,357.10
Other income	15,927,301.73	9,488,254.06
Other income	13,784,600.00	11,790,000.00
Other income	2,233,195.00	16,161,700.00
Other income	10,277,491.00	19,822,421.79
Other income	172,950,000.00	172,620,000.00
Other income	38,800,000.00	19,822,421.79
Other income	3,560,000.00	16,161,700.00
Other income	10,600,000.00	
Other income	4,251,968.90	
Other income	5,355,300.00	
Other income	8,550,000.00	
Other income	3,687,665.00	
Other income	1,722,431.00	
Other income	1,118,849.25	
Other income	85,347,629.66	
Other income	2,108,180.04	2,108,180.04
Other income	4,500,000.00	4,500,000.00
Other income	2,900,000.04	2,900,000.04

Other in					3.2
			94,366		5.28
			174,22		7.94
Other in			76,665,891.04		146,848,459.17

Other instructio

XII. Risks Associated with Financial Instruments

1. Various risks arising from financial instruments

The main financial instruments of the Company include monetary funds, notes receivable, accounts receivable, receivable financing, other receivables, contract assets, tradable financial assets, debt investment, investment in other equity instruments, other non-current financial assets, short-term borrowing, notes payable, accounts payable, contract liabilities, other payables, non-current liabilities due within one year, long-term borrowing, lease obligations, and long-term payables.

Details of each financial instrument have been disclosed in the relevant notes. The risks associated with the financial instruments and the risk management policies adopted by ZLW

fin

asse

take measures in terms of written reminders for payment, shortening or canceling the credit terms, to ensure that the credit risk is under control.

The debtors of the Company's accounts receivable are customers located in different industries and regions. The Company continues to conduct credit assessments on the financial status of accounts receivable and purchases credit and guarantee insurance when applicable.

The Company's maximum exposure to credit risk is carrying am

The maximum guarantee amount of the signed guarantee contract does not represent the amount to be paid.

(3) Risk

Market risks of financial instruments refer to risks caused by the fluctuation of fair values or future cash flow caused by market price development, mainly including IRR, RX risk and other price risks.

IRR

IRR refers to the risk of fluctuation of fair value or future cash flow of financial instruments caused by changes in market interest. IRR could originate from both recognized and unrecognized financial instruments (such as certain loan commitment).

The Company's interest rate risk mainly arises from long-term interest-bearing debt such as long-term bank borrowings and bonds payable. Financial liabilities with floating interest rates expose the Company to cash flow interest rate risks, while financial liabilities with fixed interest rates expose the Company to fair value interest rate risks. The Company determines the relative proportions of fixed-rate and floating-rate contracts based on the prevailing market environment, and maintains an appropriate portfolio of fixed-rate and floating-rate instruments through regular review and monitoring.

The Company pays close attention to the influence of changes in interest rate on the IRR of the Company. The Company currently has not adopted any policies on interest rate hedging. Rising interest rates will increase the cost of new interest-bearing debt and the Company's outstanding debt. The interest expenses of interest-bearing debt with floating interest rates will have a significant adverse impact on the Company's financial performance. Based on the latest market conditions, the management will make timely adjustments which may be interest rate swaps to reduce interest rate risk.

Interest-bearing financial instruments held by this Company (unit: RMB million):

Item	Numbers of projects this year	Numbers of projects last year
Financial instruments with a fixed interest rate		
Financial liabilities	479,862.45	524,277.38
Short-term borrowing	479,862.45	524,277.38
Total	479,862.45	524,277.38

Financial instruments with floating interest rate			
Financial assets	911,950.07		1,053,921.68
Monetary capital	911,950.07		1,053,921.68
Financial liabilities	217,625.95		210,405.32
Short-term borrowing	20,000.00		101,155.71
Long-term borrowing	197,625.95		109,249.61
Total	1,129,576.02		1,264,327.00

For financial instruments held on the balance sheet date that expose the Company to fair value interest rate risk, the impact on net profit and shareholders' equity in the above sensitivity analysis is based on the impact of remeasurement of financial instruments assuming that interest rates change on the balance sheet date. For floating rate non-derivative instruments held on the balance sheet date that expose the Company to cash flow interest rate risk, the impact on net profit and shareholders' equity in the above sensitivity analysis is the impact of the above interest rate changes on the annual estimated interest expense or income. The previous year's analysis was made based on the same assumption and method.

Currency rate risks

Currency risks refer to the risks due to fluctuation of fair value of financial instruments or future cash flow caused by foreign exchange rate changes. Currency rate risks can rise from financial instruments valued by foreign currencies instead of the recording currency for accounting. The operation of the group runs mainly in mainland China, with the settlements done with RMB.

Exchange rate risk is mainly due to the impact of the Company's financial position and cash flows on foreign exchange rate fluctuations. Except for the subsidiaries established in Hong Kong that hold assets settled in Hong Kong dollars, the Company only has a small investment business in the Hong Kong market and the proportion of the Company's foreign currency assets and liabilities to its overall assets and liabilities is not significant. Therefore, the Company believes that its exchange rate risk is not significant.

On December 31, 2023, the foreign currency assets and foreign currency liabilities discounted as RMB are listed as follows (r 0Z/

	Amount at the beginning of the period	Amount at the end of the period	Amount at the	Amount at the end of the period
USD	565.31	47,105.87	32,092.26	11,239.74
EUR	6,426.49	1,230.42	2,333.11	5,074.13
BYP	-	-	1,378.23	874.10
HKD	2.12	8.66	130.97	157.45
CAD	-	-	11,633.34	11,073.43
Ringgit	-	4,442.33	1,458.72	2,753.40
JPY	-	-	4.82	-
SGD	0.94	-	0.01	-
Total	6,994.86	52,787.28	49,031.46	31,172.25

The group follows closely on the currency rate risks which could be brought by currency rate fluctuations. For now, the group has not yet taken any measures to avoid currency rate risks. However, the management is responsible for monitoring the currency rate risks and will consider to hedge major currency rate risks when necessary.

With other variables unchanged, the possible reasonable change of the currency rate of foreign currencies to RMB will have an impact of the profits and losses after taxes as shown below (Unit: RMB 10,000)

Profits after tax plus(minus)	Amount for this year		Amount for last year	
USD currency rate plus	5%	1,475.79	5%	652.94
USD currency rate minus	-5%	-1,475.79	-5%	-652.94
EUR currency rate plus	3%	-81.13	3%	-4.81
EUR currency rate minus	-3%	81.13	-3%	4.81
CAD currency rate plus	4%	465.29	4%	321.92
CAD currency rate minus	-4%	-465.29	-4%	-321.92
HKD currency rate plus	5%	2.77	5%	11.37
HKD currency rate minus	-5%	-2.77	-5%	-11.37

Ringgit currency rate plus	4%	58.35	4%	13.33
Ringgit currency rate minus	-4%	-58.35	-4%	-13.33
GBP currency rate plus	4%	53.96	4%	0.15
GBP currency rate minus	-4%	-53.96	-4%	-0.15
JPY currency rate plus	3%	0.14	3%	-
JPY currency rate minus	-3%	-0.14	-3%	-
SGD currency rate plus	5%	-0.05	5%	-
SGD currency rate minus	-5%	0.05	-5%	-

1. A



Hedging category

Other instructions:

(3) The Company carries out hedging business for risk management and expects to achieve risk management objectives but does not apply hedging accounting

Applicable Not Applicable

3. Financial assets

(1) Classification of transfer methods

Applicable Not applicable

Unit: RMB

Method	Nature of financial assets transferred	Amount of financial assets transferred	XCW Derecognition	Basis for Derecognition
Factoring	Accounts receivable	961,829,468.22	Partial derecognition	No recourse
Asset securitization	Accounts receivable	688,088,793.67	Full derecognition	No recourse
Bill discount and endorsement	Receivables financing	3,496,174,101.18	Full derecognition	Transferred relevant risks and rewards
Total		5,046,092,363.07		

Total		4,663,851,043.46	-74,511,203.93
-------	--	------------------	----------------

(3) Transferred financial assets that continue to be involved

Applicable Not Applicable

Other instructions:

XIII. The disclosure of fair value**1. Assets calculated by the fair value of liabilities at the end of the period**

Unit: RMB

Item	Fair value at the end of reporting period			
	Level 1 fair value calculation	Level 2 fair value calculation	Level 3 fair value calculation	Total
I. Constant fair value measurement	--	--	--	--
i. Tradable financial assets	43,891,394.00		592,008,793.31	635,900,187.31
(1) Investments on debt instruments			592,008,793.31	592,008,793.31
(2) Investments on equity instruments	43,891,394.00			43,891,394.00
Other non-current financial assets			262,572,338.19	262,572,338.19
iii. Other equity instrument investments			255,881,060.28	255,881,060.28
II. Non-constant fair value measurement	--	--	--	--

2. Basis for defining the market prices of projects measured by constant and non-constant**Level 1 fair value**

Level 1: Quoted prices of same assets or liabilities in active market (unadjusted).

3. Qualitative and quantitative information of valuation techniques and important parameters used in constant and non-constant Level 2 fair value measurement projects

Level 2: Direct (prices) or indirect (deducted from the prices) use of the perceivable inputs value instead of the market price of assets or liabilities in Level 1.

4. Qualitative and quantitative information of valuation techniques and important parameters in constant and non-constant Level 3 fair value measurement projects

For financial instruments traded in active markets, the Company determines their fair values based on their active market quotations. For financial instruments not traded in active markets, the Company determines their fair values via the valuation methods. The valuation models used are mainly the discounted cash flow model and the comparable company model. The input values of the valuation techniques mainly include risk-free interest rates, benchmark interest rates, exchange rates, credit spreads, liquidity premiums, and lack of liquidity discounts.

5. Continuous Level 3 fair value measurement items, reconciliation information between the book value at the beginning and end of the period and sensitivity analysis of unobservable parameters

Level 3: Assets or liabilities use any input that is not based on observable market data (unobservable input).

6. For items of ongoing fair value measurement, if there is a conversion between levels during the period, the reasons for the conversion and the policy for determining the timing of the conversion

During the year, there was no conversion between Level 1 and Level 2 in the fair value measurement of the Company's financial assets and financial liabilities, nor was there any transfer into or out of Level 3.

7. Valuation technology changes that occurred during the current period and reasons for the changes

Not applicable

8. Fair value of financial assets and financial liabilities not measured at fair value

Not applicable

9. Others

Not applicable





Susong Dongfang Yuhong Building Materials Technology
Co., Ltd.

Join-stock company of the company

Shanghai Welltecerite



5. Related party transactions

(1) Transactions over Products purchasing and sales, labor provision and reception

Products purchasing and labor reception

Unit: RMB

Related parties	Content of the related-party transactions	Amount incurred in this reporting period	

Foshan Jianfa Oriental Yuhong Building Materials Technology Co., Ltd.	Material sales	71,595,944.98	
Sichuan Building Materials	Material sales	68,391,397.94	431,453,223.17
GeoEnviron	Material sales and construction	41,931,391.48	43,258,079.11
Hainan Fakong Yuhong Building Materials Technology Co., Ltd.	Material sales	24,203,246.38	
Ya'an Xinyuhong Watermm			

Unit: RMB

Lessee Name	Types of leased assets	Rental income recognized in this period	Lease income recognized in the previous period
-------------	------------------------	---	--

The Company as the lessee:

Unit: RMB

Lessor name	Lease asset type	Simplified treatment of rental charges for short-term leases and leases of low-value assets (if applicable)		Variable lease payments not included in the measurement of lease liabilities (if applicable)		Rent paid		Interest expense on lease liabilities borne		Increased right-of-use assets	
		Amount incurred this period	Amount incurred last period	Amount incurred this period	Amount incurred last period	Amount incurred this period	Amount incurred last period	Amount incurred this period	Amount incurred last period	Amount incurred this period	Amount incurred last period

Instructions on the related-party lease

(4) Situation of the related-party guarantee

The company as the guarantee party

Unit: RMB

The guaranteed party	The amount guaranteed	Starting guarantee the of date	Closing date of the guarantee	Guarantee completed/uncompleted
Shanghai Oriental Yuhong Waterproof Technology Co., LTD	50,000,0	December 30,	December 30,	When
Shanghai Oriental Yuhong Waterproof Technology Co., LTD	150,000,0	27 May 2023/04/2	2026/04/26	When

Shanghai Oriental Yuhong Waterproof Technology Co., LTD	50,000,000.00	September 3, 2021	September 2, 2024	No
Shanghai Oriental Yuhong Waterproof Technology Co., LTD	100,000,000.00	August 12, 2022	August 11, 2023	No
Shanghai Oriental Yuhong Waterproof Technology Co., LTD	100,000,000.00	October 16, 2023	October 15, 2024	No
Shanghai Oriental Yuhong Waterproof Technology Co., LTD	405,000,000.00	August 16, 2022	August 15, 2025	No
Shanghai Oriental Yuhong Waterproof Technology Co., LTD	230,000,000.00	July 14, 2022	May 23, 2024	No
Shanghai Oriental Yuhong Waterproof Technology Co., LTD	130,000,000.00	January 16, 2023	January 15, 2026	No
Shanghai Oriental Yuhong Waterproof Technology Co., LTD	168,000,000.00	March 25, 2019	March 24, 2024	No
Shanghai Oriental Yuhong Waterproof Technology Co., LTD	65,000,000.00	November 14, 2023	November 13, 2026	No
Shanghai Oriental Yuhong Waterproof Technology Co., LTD	50,000,000.00	July 22, 2022	July 21, 2025	No
Shanghai Oriental Yuhong Waterproof Technology Co., LTD	100,000,000.00	November 17, 2022	November 16, 2023	Yes
Shanghai Oriental Yuhong Waterproof Technology Co., LTD	110,000,000.00	November 19, 2022	November 18, 2025	No

Shanghai Oriental Yuhong Waterproof Technology Co., LTD	200,000,000.00	October 24, 2023	October 23, 2026	No
Shanghai Oriental Yuhong Waterproof Technology Co., LTD	20,000,000.00	December 30, 2021	December 30, 2025	No
Shanghai Oriental Yuhong Waterproof Technology Co., LTD	54,000,000.00	November 20, 2021	November 19, 2024	No
Shanghai Oriental Yuhong Waterproof Technology Co., LTD	52,000,000.00	November 14, 2023	November 13, 2026	No
Jingmen Oriental Yuhong Building Materials Co., LTD	200,000,000.00	March 01, 2020	March 01, 2025	No
Jingmen Oriental Yuhong building Materials Co., LTD	350,000,000.00	May 18, 2022	May 18, 2027	No
Jingmen Oriental Yuhong building Materials Co., LTD	35,000,000.00	February 22, 2021	February 21, 2024	No
Jingmen Oriental Yuhong building Materials Co., LTD	88,000,000.00	March 29, 2022	March 29, 2023	Yes
Jingmen Oriental Yuhong building Materials Co., LTD	88,000,000.00	October 24, 2023	October 23, 2026	No
Jingmen Oriental Yuhong building Materials Co., LTD	240,000,000.00	May 24, 2022	May 24, 2027	No
Jingmen Oriental Yuhong building Materials Co., LTD	20,000,000.00	December 06, 2022	December 06, 2023	Yes

Jingmen Oriental Yuhong building Materials Co., LTD	200,000,000.00	September 9, 2022	September 8, 2023	Yes
Hangzhou Oriental Yuhong Building Materials Co., LTD	110,000,000.00	December 01, 2021	December 01, 2024	No
Hangzhou Oriental Yuhong building Materials Co., LTD	100,000,000.00	October 19, 2021	October 18, 2024	No
Hangzhou Oriental Yuhong building Materials Co., LTD	330,000,000.00	August 31, 2022	August 31, 2024	No
Hangzhou Oriental Yuhong building Materials Co., LTD	50,000,000.00	September 9, 2022	September 8, 2025	No
Hangzhou Oriental Yuhong building Materials Co., LTD	100,000,000.00	March 01, 2023	February 29, 2024	No
Hangzhou Oriental Yuhong building Materials Co., LTD	210,000,000.00	March 09, 2021	March 08, 2024	No
Hangzhou Oriental Yuhong building Materials Co., LTD	300,000,000.00	January 15, 2022	July 15, 2024	No
Hangzhou Oriental Yuhong building Materials Co., LTD	100,000,000.00	February 23, 2023	February 22, 2026	No
Xuzhou Wuniushan New Waterproof Material Co., LTD	80,000,000.00	May 13, 2022	May 12, 2023	Yes
Xuzhou Wuniushan New Waterproof Material Co., LTD	80,000,000.00	June 2, 2023	June 1, 2026	No

Beijing Yuhong Building Materials Co., LTD	Yuhong Building Materials Co., LTD	Annual Report	2023	2023	2023
Xuzhou Wuniushan New Waterproof Material Co., LTD	50,000,000.00	August 11, 2023	October 31, 2023	Yes	
Xuzhou Wuniushan New Waterproof Material Co., LTD	30,000,000.00	November 18, 2022	November 18, 2023	Yes	
Xuzhou Wuniushan New Waterproof Material Co., LTD	80,000,000.00	October 22, 2022	October 21, 2024	No	
Wuhu Oriental Yuhong Building Materials Co., LTD	240,000,000.00	November 16, 2021	November 15, 2024	No	
Wuhu Oriental Yuhong Building Materials Co., LTD	80,000,000.00	December 30, 2021	June 29, 2023	Yes	
Wuhu Oriental Yuhong Building Materials Co., LTD	70,000,000.00	March 14, 2023	March 13, 2026	No	
Wuhu Oriental Yuhong Building Materials Co., LTD	49,000,000.00	August 18, 2023	August 17, 2026	No	
Wuhu Oriental Yuhong Building Materials Co., LTD	50,000,000.00	October 25, 2021	October 25, 2024	No	
Wuhu Oriental Yuhong Building Materials Co., LTD	130,000,000.00	June 9, 2020	June 9,		



Wuhu Oriental
Yuhong Building
Materials Co., LTJr

Tangshan Oriental Yuhong Waterproof Technology Co., LTD	80,000,000.00	March 31, 2022	March 30, 2023	Yes
Tangshan Oriental Yuhong Waterproof Technology Co., LTD	80,000,000.00	August 18, 2023	August 17, 2026	No
Tangshan Oriental Yuhong Waterproof Technology Co., LTD	300,000,000.00	June 16, 2022	June 15, 2025	No
Tangshan Oriental Yuhong Waterproof Technology Co., LTD	50,000,000.00	November 16, 2022	November 15, 2025	No
Tangshan Oriental Yuhong Waterproof Technology Co., LTD	100,000,000.00			

°C

Beijing Oriental

¥

Beijing

¥

Beijing

°C

Beijing

°C

: DM

Qingdao Oriental Yuhong Building Materials Co., LTD	150,000,000.00	November 13, 2023	November 12, 2026	No
Qingdao Oriental Yuhong Building Materials Co., LTD	330,000,000.00	June 22, 2022	June 21, 2025	No
Qingdao Oriental Yuhong Building Materials Co., LTD	135,000,000.00	October 14, 2021	October 13, 2023	Yes
Qingdao Oriental Yuhong Building Materials Co., LTD	100,000,000.00	July 21, 2022	July 20, 2025	No
Qingdao Oriental Yuhong Building Materials Co., LTD	200,000,000.00	April 13, 2022	April 12, 2023	Yes
Qingdao Oriental Yuhong Building Materials Co., LTD	80,000,000.00	August 23, 2022	August 23, 2023	Yes
Qingdao Oriental Yuhong Building Materials Co., LTD	80,000,000.00	November 09, 2023	October 30, 2024	No
Tianjin Hongzhi New Material Co., LTD	354,135,000.00	November 23, 2021	November 23, 2024	No
Tianjin Hongzhi New Material Co., LTD	100,000,000.00	May 06, 2023	May 5, 2026	No
Yueyang Oriental Yuhong Waterproof Technology Co., LTD	100,000,000.00	April 08, 2022	April 07, 2024	No
Yueyang Oriental Yuhong Waterproof Technology Co., LTD	800,000,000.00	August 25, 2020	August 25, 2025	No
Yueyang Oriental Yuhong Waterproof Technology Co., LTD	200,000,000.00	April 27, 2023	April 26, 2025	No



Beijin



Beijing Or



Henan Oriental Yuhong Building Materials Co., LTD	100,000,000.00	June 07, 2023	June 7, 2024	No
Henan Oriental Yuhong Building Materials Co., LTD	165,000,000.00	March 09, 2023	July 24, 2023	Yes
Henan Oriental Yuhong Building Materials Co., LTD	52,000,000.00	July 15, 2022	June 15, 2024	No
Henan Oriental Yuhong Building Materials Co., LTD	50,000,000.00	March 03, 2023		

M\$

#

20'000'00

0'

1

0'

JB

JB

Kunming Fengxing Waterproof Material Co., LTD	120,000,000.00	January 9, 2023	January 8, 2024	No
Kunming Fengxing Waterproof Material Co., LTD	60,000,000.00	May 16, 2023	May 15, 2026	No
Guangzhou Fuda Thermal Insulation Material Co., LTD	39,000,000.00	March 29, 2021	March 28, 2023	Yes
Guangzhou Fuda Thermal Insulation Material Co., LTD	39,000,000.00	April 27, 2023	April 26, 2026	No
Sichuan Oriental Yuhong Waterproof Engineering Co., LTD	220,000,000.00	December 14, 2023	December 13, 2026	No
Chuzhou Tiandingfeng Nonwovens Co., LTD	100,000,000.00	July 18, 2022	July 18, 2025	No
Chuzhou Tiandingfeng Nonwovens Co., LTD	50,000,000.00	February 20, 2020	February 20, 2023	Yes
Chuzhou Tiandingfeng Nonwovens Co., LTD	250,000,000.00	May 17, 2023	May 17, 2026	No
Chuzhou Tiandingfeng Nonwovens Co., LTD	60,000,000.00	September 21, 2022	September 21, 2025	No
Chuzhou Tiandingfeng Nonwovens Co., LTD	80,000,000.00	April 17, 2020	September 16, 2026	No
Jiangxi Oriental Yuhong Building Materials Co., LTD	37,500,000.00	August 03, 2022	August 02, 2025	No

Jilin Oriental Yuhong Building Materials Co., LTD	170,000,000.00	April 15, 2022	April 7, 2023	Yes
Hongshi (Jiangsu) New Material Technology Co., LTD	150,000,000.00	March 14, 2023	March 13, 2026	No
Hongshi (Jiangsu) New Material Technology Co., LTD	150,000,000.00	April 27, 2023	April 26, 2026	No
Suzhou Oriental Yuhong Building Materials Co., LTD	100,000,000.00	November 14, 2023	November 13, 2026	No
Suzhou Oriental Yuhong Building Materials Co., LTD	180,000,000.00	November 14, 2023	November 07, 2024	No

The company as the guaranteed party

Unit: RMB

Guarantee party	The amount guaranteed	Starting date of the guarantee	Closing date of the guarantee	Guarantee completed/uncompleted
Li Weiguo	168,000,000.00	March 25, 2019	March 24, 2024	No
Li Weiguo	130,000,000.00	June 9, 2020	June 9, 2023	Yes
Li Weiguo	1,000,000,000.00	March 29, 2023	March 28, 2024	No
Li Weiguo	1,600,000,000.00	July 14, 2023	July 13, 2029	No
Li Weiguo	100,000,000.00	August 14, 2023	August 14, 2024	No
Li Weiguo	366,000,000.00	August 28, 2017		No
Li Weiguo	450,000,000.00	July 06, 2022		

Beijing Capital	Amount	Start Date	End Date	Notes
Li Weiguo	500,000,000.00	June 10, 2021	June 6, 2024	No
Li Weiguo	30,000,000.00	June 30, 2022	June 27, 2023	Yes
Li Weiguo	500,000,000.00	March 14, 2023	March 13, 2024	No
Li Weiguo	350,000,000.00	June 21, 2022	June 8, 2026	No
Li Weiguo	300,000,000.00	June 25, 2021	June 25, 2023	Yes
Li Weiguo	300,000,000.00	January 13, 2022	January 12, 2023	Yes
Li Weiguo	300,000,000.00	May 26, 2023	May 25, 2024	No
Li Weiguo, Wang Rui	1,300,000,000.00	August 30, 2021	August 30, 2023	Yes
Li Weiguo, Wang Rui	1,300,000,000.00	September 12, 2023	September 12, 2024	No
Li Weiguo	300,000,000.00	September 07, 2021	September 7, 2024	No
Li Weiguo	200,000,000.00	November 22, 2022	September 1, 2023	Yes
Li Weiguo	200,000,000.00	December 22, 2023	December 21, 2024	No
Li Weiguo	300,000,000.00	December 15, 2023	December 15, 2026	No
Li Weiguo	354,135,000.00	November 23, 2021		No
Li Weiguo	300,000,000.00	March 12, 2021	December 31, 2025	No
Li Weiguo	180,000,000.00	June 5, 2023	June 5, 2028	No
Li Weiguo	477,500,000.00	April 22, 2022	April 21, 2025	No
Li Weiguo	800,000,000.00	November 27, 2020	February 23, 2023	Yes
Li Weiguo	800,000,000.00	May 30, 2023	May 29, 2024	No
Li Weiguo	300,000,000.00	September 18, 2021	September 18,	

ng	

(6) Asset Transfer and Debt Restructuring of Related Parties

Unit: RMB

Related Party	Related Party Transaction	Amount in the Current Period	Amount in the Previous Period
Shenzhen Kaier Hanxiang Industrial Co., Ltd.	Asset transfer		22,035,499.59

(7) Key Management Personnel Compensation

Unit: RMB

Account	Current Period Incurred	Previous Period Incurred
Key management personnel compensation	1,768.88	1,763.67

(8) Other related-party transactions**6. Amounts Due from and to Related Parties****(1) Accounts Receivable**

Unit: RMB

Account Name	Related Party	Closing Balance		Opening Balance	
		Book Balance	Reserve for Bad Debts	Book Balance	Reserve for Bad Debts
Accounts Receivable	Sichuan Building Materials			167,883,076.56	4,700,726.14
Accounts Receivable	BGE	9,594,367.48	331,965.11	7,362,003.83	206,136.11
Accounts Receivable	Yueda New Material	2,182,375.82	75,510.20	587,857.29	16,460.00
Accounts Receivable	Jiangsu Renovation	1,115.72	38.60	783.22	21.93

	Foshan Jianfa		
	Oriental Yuhong		
Accounts	Building	34,418,373.20	1,190,875.71
Receivable	Materials		
	Technology Co.,		
	LTD		
	Ya 'an Xin		
Accounts	Yuhong	3,612,546.00	124,994.09
Receivable	Waterproof		
	Technology Co.,		
	LTD		
	Guangzhou		
	Green Gold		
Accounts	Street Green	2,898,566.90	100,290.41
Receivable	Building		
	Materials Co.,		
	LTD		
	Hainan		
	Development		
Accounts	Control Yuhong	1,591,934.78	55,080.94
Receivable	Building		
	Materials		
	Technology Co.,		
	LTD		
	Dalian Detai		
Accounts	Yuhong Building		
Receivable	Materials	548,	
	Technology Co.,		
	LTD		

	Ziyang Airport		
Accounts	Yuhong		
Receivable	Waterproof Engineering Co., LTD	74,892.00	2,591.26
	Huizhou Harbor		
Accounts	Yuhong New		
Receivable	Material Technology Co., LTD	45,406.20	1,571.05
Accounts	Shanghai Weltai		
Receivable	New		



Other

Other Payables	Jiangsu Renovation	2,552,037.63	3,429,851.68
Other Payables	Sichuan Building Materials		2,549,896.70
Other Payables	Yueda New Material	361,398.39	528,046.86
Other Payables	BGE		343,522.63
Other Payables	Xiangxi Hong Craftsman Information Technology Co., LTD	2,882,621.40	
Other Payables	Leizhou development Oriental Yuhong Building Materials Technology Co., LTD	140,009.56	
Other Payables	Yichang Chengfa Oriental Yuhong Building Materials Technology Co., LTD	50,000.00	
Other Payables	Foshan Jianfa Oriental Yuhong Building Materials Technology Co., LTD	20,000.00	
Other Payables	Susong Oriental Yuhong Building Materials Technology Co., LTD	20,000.00	

7. Commitments of related parties

None

8. Others

None

XV. Share-based Payments

1. Overview of Share-based Payments

Applicable Not applicable

Unit: RMB

Category of grant object	Current granted		Current exercised		Current unlocked		Current expired	
	Quantity	Amount	Quantity	Amount	Quantity	Amount	Quantity	Amount

Stock options or other equity instruments outstanding at the end of the period

Applicable Not applicable

Other instructions:

Total amount of equity instruments granted by the
Company during the period

(2) Authorized by the Company's Third Extraordinary General Meeting of Shareholders in 2019 and in accordance with the resolution of the 21st meeting of the sixth Board of Directors, the Company repurchased and canceled 1,427,250 restricted shares obtained by incentive objects that did not fully meet the unlocking conditions, each with a par value of RMB 1.00. The aforementioned repurchase and cancellation were reviewed and approved at the Company's 2020 third extraordinary general meeting of shareholders held on December 7, 2020.

(3) According to the authorization of the third extraordinary general meeting in 2019 and the resolution of the 44th Meeting of the Seventh Session of the Board of Directors, the Company would repurchase and cancel 1,577,408 restricted shares obtained by incentive objects that did not fully meet the unlocking conditions at a face value of RMB 1.00 per share. The aforementioned repurchase and cancellation were reviewed and approved at the Company's 2021 fourth extraordinary general meeting of shareholders held on November 15, 2021.

(4) According to the authorization of the third extraordinary general meeting of the Company in 2019, the 56th meeting of the seventh session of the Board of Directors resolved that the Company would repurchase and cancel 1,283,406 restricted shares.



Accumulated amount of equity-settled share-based payments included in capital reserves.	723,612,294.90
Total expenses recognized for equity-settled share-based payments during the period	-236,381,903.42

Other instructions:

None

3. Cash-settled Share-based Payments

Applicable Not applicable

4. Share-based payment expenses for this period

Applicable Not applicable

Unit: RMB

Granted to whom	Equity-settled share-based payment fees	Cash-settled share-based payment fees

Other instructions:

The total expenses recognized for equity-settled share-based payment in this period were - 236,381,903.42 RMB.

5. Modification and Termination of Share-based Payments

Modification of Share-based Payments	N/A
Termination of Share-based Payments	N/A

6. Others

None

XVI. Commitments and Contingencies

1. Significant Commitments

Significant commitments existing at the balance sheet date

(1) The Company privately issued RMB 175,824,175 ordinary shares (A shares) to 13 specific objects at an issue price of RMB 45.50/share on March 4, 2021. The total amount of funds raised was RMB 7,999,999,962.50. After deducting the issuance expenses, the net amount of funds raised was RMB 7,996,199,962.50. According to the Company's

, the raised funds were invested in the

(2) In January 2022, the Company entered into the Project Investment Agreement with the People's Government of Xinzhou District, Wuhan City, Hubei Province, pursuant to which the Company intended to invest RMB 2 billion in the construction of Oriental Yuhong Wuhan Green Building Material Production Base Project and Hubei Regional Headquarters Project in Wuhan City. The Board of Directors agreed that Wuhan Oriental Yuhong Sand Powder Technology Co., Ltd., a wholly-owned subsidiary of the Company, as the main project implementation entity, would invest no more than RMB 2 billion in the construction of Oriental Yuhong Wuhan Green Building Material Production Base Project and Hubei Regional Headquarters Project in Wuhan with self-raised funds.

(3) In March 2022, the Company entered into the Project Investment Agreement with the People's Government of Xingning District, Nanning City, pursuant to which the Company proposed to invest RMB 600 million in the construction of Oriental Yuhong Nanning Green New Material Production Base Project in Xingning District, Nanning City, Guangxi.

(4) In April 2022, the Company entered into the Project Investment Agreement with the Management Committee of Hunan Chenzhou Economic Development Zone, pursuant to which the Company intended to invest RMB 1 billion in the construction of Oriental Yuhong Green Building Material Production Base Project in Hunan Chenzhou Economic Development Zone. The Board of Directors agreed that Chenzhou Oriental Yuhong Building Materials Technology Co., Ltd., a wholly-owned subsidiary of the Company, as the main project implementation entity, would invest no more than RMB 1 billion in the construction of Oriental Yuhong Green Building Materials Production Base Project in Chenzhou City, Hunan Province with self-raised funds.

(5) In May 2022, the Company entered into the Project Investment Agreement with the Management Committee of Jinpu New District, Dalian, Liaoning Province, pursuant to which the Company intended to invest RMB 1.5 billion in the construction of Oriental Yuhong Dalian Green Building Material Production Base Project in Dalian, Liaoning Province. The Board of Directors approved the Company to invest RMB 50 million with its own funds to establish Dalian Oriental Yuhong Building Materials Co., Ltd., a wholly-owned subsidiary of the Company, in Dalian City, Liaoning Province, and to invest not more than RMB 1.5 billion with its own funds to construct Oriental Yuhong Dalian Green Building Materials Production Base Project in Dalian City, Liaoning Province.

(6) In May 2022, the Company entered into the Project Investment Agreement with the People's Government of Nanzhao County, Nanyang City, Henan Province. The Board of Directors approved Oriental Yuhong Sand Powder Technology Investment Co., Ltd., a second-level wholly-owned

Creditor	Amount of Guarantee (RMB 10,000)	Period during which the guaranteed debt occurs		Whether the Guarantee Has Been Fulfilled
		Guarantee Start Date	Guarantee Termination Date	
Anhui Lingrui construction Eng				



Creditor	Amount of Guarantee (RMB 10,000)
-----------------	---

Creditor	Amount of Guarantee (RMB 10,000)	Period during which the guaranteed debt occurs		Whether the Guarantee Has Been Fulfilled
		Guarantee Start Date	Guarantee Termination Date	
Shandong Senrui Construction Engineering Co., Ltd.	560.00	2023-12-19	2024-09-18	No
Shandong Province Boxing County Boxen New Materials Co., Ltd.	395.00	2023-12-21	2024-09-20	No
Shandong Xinghua Waterproof and Insulation Engineering Co., Ltd.	1,000.00	2023-12-28	2024-12-27	No
Shanghai Duwei Building Waterproof Engineering Co., Ltd.	600.00	2023-04-03	2024-04-03	No
Shanghai Duwei Building Waterproof Engineering Co., Ltd.	80.91	2023-07-10	2024-04-17	No
Shanghai Duwei Building Waterproof Engineering Co., Ltd.	796.68	2023-07-06	2024-04-24	No
Shanghai Yuguang Material Technology Co., Ltd.	367.52	2023-12-19	2024-12-13	No
Shanghai Yuguang Material Technology Co., Ltd.	56.42	2023-12-20	2024-12-14	No
Wuxi Dongfang Yuhong Waterproof Engineering Co., Ltd.	582.26	2023-12-27	2024-12-21	No
Zhejiang Dingjian Construction Engineering Co., Ltd.	320.85	2023-12-12	2024-12-06	No
Zhejiang Dingjian Construction Engineering Co., Ltd.	407.87	2023-12-19	2024-12-13	No
Zhejiang Dingjian Construction Engineering Co., Ltd.	230.28	2023-12-21	2024-12-15	No
Zhejiang Dingjian Construction Engineering Co., Ltd.	19.09	2023-12-22	2024-12-16	No

Creditor	Amount of Guarantee (RMB 10,000)	Period during which the guaranteed debt occurs		Whether the Guarantee Has Been Fulfilled
		Guarantee Start Date	Guarantee Termination Date	
Zhejiang Dingjian Construction Engineering Co., Ltd.	200.00	2023-12-21	2024-12-20	No
Zhejiang Heju Construction Technology Co., Ltd.	300.00	2023-12-22	2024-12-21	No
Zhejiang Henghe Zhiye Construction Technology Co., Ltd.	300.00	2023-12-28	2024-12-27	No
Zhejiang Weiyi Waterproof and Insulation Engineering Co., Ltd.	574.00	2023-12-18	2024-12-17	No
Zhejiang Yuqing Waterproof Technology Co., Ltd.	944.33	2023-10-26	2024-10-20	No
Zhejiang Yuanqi Waterproof Engineering Co., Ltd.	1,000.00	2023-12-14	2024-12-13	No
Zhejiang Zhongkun Building Materials Co., Ltd.	500.00	2023-12-18	2024-12-17	No
Zhongshu Waterproof Engineering				

edngkr
nfnal

Creditor	Amount of Guarantee (RMB 10,000)	Period during which the guaranteed debt occurs		Whether the Guarantee Has Been Fulfilled
		Guarantee Start Date	Guarantee Termination Date	
Hubei Fuyi Building Materials Co., Ltd. Hunan Branch	92.00	2023-12-21	2024-12-20	No
Hubei Yunuo Building Waterproof Engineering Co., Ltd.	1,000.00	2023-12-22	2024-08-20	No
Hunan Jufeng Construction Engineering Co., Ltd.	388.32	2023-12-22-		

“ 供 0333 3 053-08550”

0333 3 053-08550”

053-08550

053-08550

053-08550



MEMORANDUM

Creditor	Amount of Guarantee (RMB 10,000)	Period during which the guaranteed debt occurs		Whether the Guarantee is Fulfilled
		Guarantee Start Date	Guarantee Termination Date	
Jingmen Oriental Yuhong Waterproof Engineering Co., Ltd.	264.13		2023-12-31	Fulfilled

CO. LTD.

VP of PD-DB

MEMORANDUM

Creditor	Amount of Guarantee (RMB 10,000)	Period during which the guaranteed debt occurs		Whether the Guarantee Has Been Fulfilled
		Guarantee Start Date	Guarantee Termination Date	
Xintai Yixin Waterproof Engineering Co., Ltd.	990.00	2023-12-14	2024-09-13	No
Zaozhuang Dongfang Yuhong Construction Co., Ltd.	698.00	2023-12-06	2024-12-05	No
Engineering Construction				

100


100

GRF

2.Profit Distribution

Proposed dividend distribution per 10 shares (RMB)	6
The number of dividends declared per 10 shares upon review and approval (RMB)	6

Profit Distribution Scheme	<p>is proposed to distribute a total of RMB 60 million (including tax) to the shareholders based on the current share capital of the Company after deducting the repurchased shares of the Company.</p>
	<p>60</p>



h

Accounting error correction	Precessing procedure	Names of report items for each affected comparison period	Cumulative impact
-----------------------------	----------------------	---	-------------------

(2) Prospective application

Accounting error correction	Approval process	Reasons for adopting prospective application
-----------------------------	------------------	--

2. Debt restructuring**3. Asset replacement****(1) Non-monetary asset exchange****(2) Other asset replacement****4. Annuity plan****5. Termination of operations**

Unit: RMB

Item	Income	Cost	Total profit	Income tax expense	Net profit	Profit from discontinued operations attributable to owners of the parent company
------	--------	------	--------------	--------------------	------------	--

Other instructions:

6. Breakdown Information**(1) Basis for determining reportable segments and accounting policies****(2) Financial information of reportable segments**

Unit: RMB

Item		Inter-segment elimination	Total
------	--	---------------------------	-------

(3) If the Company does not have a reportable segment, or is unable to disclose the total assets and liabilities of each reportable segment, it should explain the reason.

(4) Other instructions

The Company mainly engages in the production and sales of waterproof coils, waterproof coatings and waterproof engineering.

Shenzhen Branch of China Securities Depository and Clearing Corporation Limited on April 6, 2021, and the term of share pledge starts from that date until the cancellation of pledge registration handled with Shenzhen Branch of China Securities Depository and Clearing Corporation. The shares will be frozen and cannot be transferred during the pledge period. On the maturity date of the pledged repurchase transaction, Mr. Li Weiguo entered into an agreement with China International Capital Corporation Limited to extend the pledged repurchase transaction for 365 days. On the same day, 1,848,110 shares pledged by Mr. Li Weiguo were released, and the remaining shares pledged were adjusted from 7,739,940 shares to 5,891,830 shares. On the extended expiration date of the pledged repurchase transaction, Mr. Li Weiguo signed an agreement with China International Capital Corporation to continue to extend the pledged repurchase transaction for another 365 days.

(3) On May 19, 2021, Mr. Li Weiguo conducted a 365-day stock pledge repurchase transaction with Haitong Securities Co., Ltd. on part of the Company's 6,100,000 shares (lock-up shares for senior management). The above pledge went through the registration formalities in Shenzhen Branch of China Securities Depository and Clearing Corporation Limited on May 19, 2021, and the share pledge period starts from that date until the cancellation of pledge registration handled with Shenzhen Branch of China Securities Depository and Clearing Corporation. The shares will be frozen and cannot be transferred during the pledge period. On the maturity date of the pledged repurchase transaction, Mr. Li Weiguo entered into an agreement with Haitong Securities Co., Ltd. to extend the pledged repurchase transaction for 365 days. On the extended expiration date of the pledged repurchase transaction, Mr. Li Weiguo signed an agreement with Haitong Securities Co., Ltd. to extend the pledged repurchase transaction for another 364 days. Mr. Li Weiguo returned part of the financing from the stock pledged repurchase transaction to Haitong Securities Co., Ltd. on June 20, 2023, and correspondingly released 1 pledged share. The remaining shares pledged were adjusted from 6,100,000 shares to 6,099,999 shares.

(4) On October 27, 2021, Mr. Li Weiguo conducted a 365-day stock pledge repurchase transaction with Guotai Junan Securities Co., Ltd. on part of the Company's 19,000,000 shares (lock-up shares for senior management). The above The pledge went through the registration formalities in Shenzhen Branch of China Securities Depository and Clearing Corporation Limited on October 27, 2021, and the share pledge period starts from that date until the cancellation of pledge registration handled with Shenzhen Branch of China Securities Depository and Clearing Corporation. The shares will be frozen and cannot be transferred during the pledge period. On the maturity date of the pledged repurchase transaction, Mr. Li Weiguo entered into an agreement with Guotai Junan Securities Co., Ltd. to extend the pledged repurchase transaction for 365 days. On the extended

Shenzhen Branch of China Securities Co., Ltd. on October 27, 2021, and the term of the pledged repurchase transaction handled with Shenzhen Branch of China Securities Co., Ltd. The shares will be frozen and cannot be transferred during the period of the pledged repurchase transaction, Mr. Li Weiguo entered into an agreement with CITIC Securities Co., Ltd. to extend the pledged repurchase transaction for 365 days. On the extended expiration date of the pledged repurchase transaction, Mr. Li Weiguo signed an agreement with CITIC Securities Co., Ltd. to extend the pledged repurchase transaction for another 366 days.

(6) On October 27, 2021, Mr. Li Weiguo conducted a 365-day stock pledge type repurchase transaction with GF Securities Co., Ltd. for some of the company's 10,690,000 shares (10.69 million shares for senior management (0.11% of the company's shares)).

Depository and Clearing Corporation Limited on May 19, 2022. The term of pledge of shares shall be from that date to the date of handling the pledge release registration with Shenzhen Branch of China Securities Depository and Clearing Corporation Limited. The

Mr. Li Weiguo conducted a 63-day stock pledge repurchase transaction with Guotai Junan Securities Co., Ltd. for 3,200,000 shares of the Company (lock-up shares for management). The above pledge was registered with the Shenzhen Branch of China Securities Depository and Clearing Corporation Limited on August 24, 2022, and the pledge period of the shares is from the date to the date of releasing the pledge registration with the Shenzhen Branch of China Securities Depository and Clearing Corporation Limited. The shares will be frozen and cannot be transferred during the pledge period. On the maturity date of the pledged repurchase transaction, Mr. Li Weiguo entered into an agreement with GF Securities Co., Ltd. to extend the pledged repurchase transaction for 365 days. On the extended expiration date of the pledged repurchase transaction, Mr. Li Weiguo signed an agreement with GF Securities Co., Ltd. to extend the pledged repurchase transaction for another 366 days.

(17) On August 25, 2022, Mr. Li Weiguo conducted a 63-day stock pledge repurchase transaction with Guotai Junan Securities Co., Ltd. ,also leading



Beijing Oriental Yuhong Waterproof T

up shares for senior management) to CITIC Securities Co., Ltd. The above pledge was registered with Shenzhen Branch of China Securities Depository and Clearing Corporation Limited on 11 October 2022. The pledge period of the shares is from that date until the pledge release registration is completed with the Shenzhen Branch of China Securities Depository and Clearing Corporation Limited. The shares will be frozen and cannot be transferred during the pledge period. On the maturity date of the pledged repurchase transaction, Mr. Li Weiguo entered into an agreement with CITIC Securities Co., Ltd. to extend the pledged repurchase transaction for 365 days. On the extended expiration date of the pledged repurchase transaction, Mr. Li Weiguo signed an agreement with CITIC Securities Co., Ltd. to extend the pledged repurchase transaction for another 366 days.

(23) On October 11, 2022, Mr. Li Weiguo conducted a 113-day stock pledge repurchase transaction with China International Capital Corporation Limited for part of his 1,000,000 shares of the Company (lock-up shares for senior management). The above pledge was registered with the Shenzhen Branch of China Securities Depository and Clearing Corporation Limited on October 11, 2022. The pledge period of the shares is from that date until the pledge release registration is completed with the Shenzhen Branch of China Securities Depository and Clearing Corporation Limited. The shares will be frozen and cannot be transferred during the pledge period. On the maturity date of the pledged repurchase transaction, Mr. Li Weiguo entered into an agreement with China International Capital Corporation Limited to extend the pledged repurchase transaction for 364 days.

(24) On October 11, 2022, Mr. Li Weiguo conducted a 177-day stock pledge repurchase transaction with China International Capital Corporation Limited for part of his 850,000 shares of the company (lock-up shares for senior management). The above pledge was registered with the Shenzhen Branch of China Securities Depository and Clearing Corporation Limited on October 11, 2022. The pledge period of the shares is from that date until the pledge release registration is completed with the Shenzhen Branch of China Securities Depository and Clearing Corporation Limited. The shares will be frozen and cannot be transferred during the pledge period. On the expiration date of the pledged repurchase transaction, Mr. Li Weiguo signed an agreement with China International Capital Corporation to extend the pledged repurchase transaction for 365 days.

(25) On October 13, 2022, Mr. Li Weiguo conducted a 547-day stock pledged repurchase transaction with China Galaxy Securities Co., Ltd. for part of his 1,500,000 shares of the Company (lock-up shares for senior management). The above pledge was registered with the Shenzhen Branch of China Securities Depository and Clearing Corporation Limited on October 13, 2022. The pledge period of the shares is from that date until the pledge release registration is completed with



On the maturity date of the pledged repurchase transaction, Mr. Li Weiguo entered into an agreement with CITIC Securities Co., Ltd. to extend the pledged repurchase transaction for 365 days. On the extended expiration date of the pledged repurchase transaction, Mr. Li

repurchase transaction, Mr. Li Weiguo signed an agreement with Guotai Junan Securities Co., Ltd. to extend the pledged repurchase transaction for 362 days.

(33) On April 25, 2023, Mr. Li Weiguo conducted a 357-day stock pledge repurchase transaction with Huatai Securities (Shanghai) Asset Management Co., Ltd. for part of his 17,000,000 shares of the company (shares locked for senior management). The above pledge was registered with China Securities Depository and Clearing Co., Ltd. on April 25, 2023. The pledge period of the shares is from that date until the pledge release registration is completed with China Securities Depository and Clearing Co., Ltd. The shares will be frozen and cannot be transferred during the pledge period.

(34) On June 19, 2023, Mr. Li Weiguo conducted a 333-day stock pledge repurchase transaction with Haitong Securities Co., Ltd. for part of his 1,160,000 shares of the company (shares locked for senior management). The above pledge was registered with China Securities Depository and Clearing Co., Ltd. on June 19, 2023. The pledge period of the shares is from that date until the pledge release registration is completed with China Securities Depository and Clearing Co., Ltd. The shares will be frozen and cannot be transferred during the pledge period.

(35) On June 19, 2023, Mr. Li Weiguo conducted a 366-day stock pledge repurchase transaction with Haitong Securities Co., Ltd. for part of his 43,990,000 shares of the company (shares locked for senior management). The above pledge was registered with China Securities Depository and Clearing Co., Ltd. on June 19, 2023. The pledge period of the shares is from that date until the pledge release registration is completed with China Securities Depository and Clearing Co., Ltd. The shares will be frozen and cannot be transferred during the pledge period.

(36) On October 17, 2023, Mr. Li Weiguo conducted a 345-day stock pledge repurchase transaction with Huatai Securities (Shanghai) Asset Management Co., Ltd. for part of his 12,030,000 shares of the company (shares locked for senior management). The above pledge was registered with China Securities Depository and Clearing Co., Ltd. on October 17, 2023. The pledge period of the shares is from that date until the pledge release registration is completed with China Securities Depository and Clearing Co., Ltd. The shares will be frozen and cannot be transferred during the pledge period.

(37) On October 24, 2023, Mr. Li Weiguo conducted a 365-day stock pledge repurchase transaction with Guotai Junan Securities Co., Ltd. for 3,260,000 shares of the company he held (shares locked for senior management). The above pledge was registered with China Securities Depository and Clearing Co., Ltd. on October 24, 2023. The pledge period of the shares is from that date until the pledge release registration is completed with China Securities Depository and Clearing Co., Ltd. The shares will be frozen and cannot be transferred during the pledge period.

(38) On November 14, 2023, Mr. Li Weiguo conducted a 390-day stock pledge repurchase

transaction with CITIC Securities Co., Ltd. for part of his 1,200,000 shares of the company (shares locked for senior management). The above pledge was registered with the Shenzhen Branch of China Securities Depository and Clearing Co., Ltd. on November 14, 2023. The pledge period of the shares is from that date until the pledge release registration is completed with the Shenzhen Branch of China Securities Depository and Clearing Co., Ltd. The shares will be frozen and cannot be transferred during the pledge period.

(39) On November 20, 2023, Mr. Li Weiguo conducted a 144-day stock pledge repurchase transaction with China Galaxy Securities Co., Ltd. for part of his 2,090,000 shares of the company (shares locked for senior management). The above pledge was registered with the Shenzhen Branch of China Securities Depository and Clearing Co., Ltd. on November 20, 2023. The pledge period of the shares is from that date until the pledge release registration is completed with the Shenzhen Branch of China Securities Depository and Clearing Co., Ltd. The shares will be frozen and cannot be transferred during the pledge period.

(40) On November 20, 2023, Mr. Li Weiguo conducted a 144-day stock pledge repurchase transaction with China Galaxy Securities Co., Ltd. for part of his 2,620,000 shares of the company (shares locked for senior management). The above pledge was registered with the Shenzhen Branch of China Securities Depository and Clearing Co., Ltd. on November 20, 2023. The pledge period of the shares is from that date until the pledge release registration is completed with the Shenzhen Branch of China Securities Depository and Clearing Co., Ltd. The shares will be frozen and cannot be transferred during the pledge period.

(41) On November 20, 2023, Mr. Li Weiguo conducted a 144-day stock pledge repurchase transaction with China Galaxy Securities Co., Ltd. for part of his 950,000 shares of the company (shares locked for senior management). The above pledge was registered with the Shenzhen Branch of China Securities Depository and Clearing Co., Ltd. on November 20, 2023. The pledge period of the shares is from that date until the pledge release registration is completed with the Shenzhen Branch of China Securities Depository and Clearing Co., Ltd. The shares will be frozen and cannot be transferred during the pledge period.

(42) On November 21, 2023, Mr. Li Weiguo conducted a 136-day stock pledge repurchase transaction with China International Capital Corporation Limited for part of his 1,060,000 shares of the company (shares locked for senior management). The above pledge was registered with the Shenzhen Branch of China Securities Depository and Clearing Co., Ltd. on November 21, 2023. The pledge period of the shares is from that date until the pledge release registration is completed with the Shenzhen Branch of China Securities Depository and Clearing Co., Ltd. The shares will be

frozen and cannot be transferred during the pledge period.

(4) On November 30, 2023, Mr. Li Weiguo entered into a 729-day stock pledge repurchase transaction with China Galaxy Securities Co., Ltd. for part of his 21,000,000 shares of the company (shares locked up for senior management). The above pledge was registered at the Shenzhen Branch of China Securities Depository and Clearing Corporation Limited

2023. The pledge period of the shares is from that date until the pledge release registration is completed with the Shenzhen Branch of China Securities Depository and Clearing Corporation Limited. The shares will be frozen and cannot be transferred during the pledge period.

(48) On December 6, 2023, Mr. Li Weiguo conducted a 196-day stock pledge repurchase transaction with Haitong Securities Co., Ltd. for part of his 3,000,000 shares of the company (shares locked for senior management). The above pledge was registered with the Shenzhen Branch of China Securities Depository and Clearing Co., Ltd. on December 6, 2023. The pledge period of the shares is from that date until the pledge release registration is completed with the Shenzhen Branch of China Securities Depository and Clearing Co., Ltd. The shares will be frozen and cannot be transferred during the pledge period:

(49) On December 7, 2023, Mr. Li Weiguo conducted a 131-day stock pledge repurchase transaction with Huatai Securities (Shanghai) Asset Management Co., Ltd. for part of his 2,000,000 shares of the company (shares locked for senior management). The above pledge was registered with the Shenzhen Branch of China Securities Depository and Clearing Co., Ltd. on December 7, 2023. The pledge period of the shares is from that date until the pledge release registration is completed with the Shenzhen Branch of China Securities Depository and Clearing Co., Ltd. The shares will be frozen and cannot be transferred during the pledge period.

(50) On December 7, 2023, Mr. Li Weiguo conducted a 127-day stock pledge repurchase transaction with China Galaxy Securities Co., Ltd. for part of his 2,100,000 shares of the company (shares locked for senior management). The above pledge was registered with the Shenzhen Branch of China Securities Depository and Clearing Co., Ltd. on December 7, 2023. The pledge period of the shares is from that date until the pledge release registration is completed with the Shenzhen Branch of China Securities Depository and Clearing Co., Ltd. The shares will be frozen and cannot be transferred during the pledge period.

(51) On December 7, 2023, Mr. Li Weiguo conducted a 127-day stock pledge repurchase transaction with China Galaxy Securities

#0 site

北京
Yuhong W

北京
Yuhong W



Category	Closing Balance
----------	-----------------

Of which: Related Parties in the Consolidation Scope	156,294,820.37	5.76%			156,294,820.37	383,179,400.20	11.02%			383,179,400.20
Other Receivables	1,810,728,878.54	66.67%	256,365,704.52	14.16%	1,554,363,174.02	2,177,770,391.01	62.61%	176,740,653.35	8.12%	2,001,029,737.66
Total	2,715,898,898.36	100.00%	479,401,855.03	17.65%	2,236,497,043.33	3,478,357,417.74	100.00%	385,453,815.87	11.08%	3,092,903,601.87

Single Allotment of Provisions for Bad Debts: 223,036,150.51

Unit: RMB

Name	Opening Balance		Closing Balance			
	Book Balance	Reserve for Bad Debts	Book Balance	Reserve for Bad Debts	Percentage of Allotment	Reason for Allotment
Client 1	32,267,625.07	9,417,765.62	30,414,860.00	15,143,700.09	49.79%	The value of repossessed assets exceeds the book value of accounts receivable, and there is no obvious sign of impairment.

Client 2	326,859,096.17	98,057,728.85	280,970,653.48	84,291,196.04	30.00%	Due to the poor management of customers and the debt crisis, the company is expected to be unable to recover all of them
Client 3	387,635,929.78	40,830,889.43	318,194,456.52	81,336,715.46	25.56%	The value of repossessed assets exceeds the book value of accounts receivable, and there is no obvious sign of impairment.
Client 4	61,208,151.52	48,966,521.22	26,767,838.81	21,414,271.05	80.00%	Due to the poor management of customers and the debt crisis, the company is expected to be unable to recover all of them

Client 5	31,381,271.67	1,304,245.55	12,475,255.07	1,002,296.94	8.03%	The value of repossessed assets exceeds the book value of accounts receivable, and there is no obvious sign of impairment.
Client 6			106,141.00	34,092.49	32.12%	No obvious signs of impairment were found after a single test
Client 7			32,029,663.30	3,878,598.36	12.11%	The value of repossessed assets exceeds the book value of accounts receivable, and there is no obvious sign of impairment.
Client 8			22,153,707.21	6,646,112.16	30.00%	Due to the poor management of customers and the debt crisis, the company is expected to be unable to recover all of them

Other	78,055,552.32	10,136,011.85	25,762,624.06	9,289,167.92	36.06%	Due to the poor management of customers and the debt crisis, the company is expected to be unable to recover all of them
Total	917,407,626.53	208,713,162.52	748,875,199.45	223,036,150.51		

Combined Allotment of Provisions for Bad Debts: 256,365,704.52

Unit: RMB

Name	Closing Balance		
	Book Balance	Reserve for Bad Debts	Percentage of Allotment
Within 1 year	1,098,064,529.86	37,993,032.98	3.46%
1 to 2 years	347,953,002.20	54,698,211.98	15.72%
2 to 3 years	217,042,128.25	69,713,931.66	32.12%
3 to 4 years	91,960,963.61	46,477,071.03	50.54%
4 to 5 years	33,598,029.96	25,373,232.21	75.52%
Above 5 years	22,110,224.66	22,110,224.66	100.00%
Total	1,810,728,878.54	256,365,704.52	


Statements on Determination of the Combined Allotment:

If the allotment of provisions for bad debts of accounts receivable is based on the general model of expected credit losses

Applicable Not applicable

(3) The Allotted, Recovered or Reversed Bad Debts Reserve during the Current Period

Allotment of Reserve for Bad Debts During the Current Period



or





Beijing Oriental Yuhong Waterproof Techno

Company Name	Nature of Payment	Write-off Amount	Write-off Reason	Fulfillment of Write-off Procedures	Whether the payment is generated by related-party transactions

Write-off instructions:

Other instructions:

(2) Dividends receivable

1) Classification of dividends receivable

Unit: RMB

Item (or Investee)	Closing balance	Opening Balance
Dividends receivable	1,100,000,000.00	1,806,384,843.30
Total	1,100,000,000.00	1,806,384,843.30

2) Significant dividends receivable aged over 1 year

Unit: RMB

Item (or Investee)	Ending balance	Aging	Reason for non-recovery	Whether impairment occurs and the basis for judgment

3) Disclosure by bad debt accrual

Applicable Not applicable

4) Bad debts accrued, recovered or reversed in the current period

Unit: RMB

Category	Opening Balance	Changes in the current period				Ending balance
		Accrual	Recover or reverse	Write-off or Cancellation	Others	

Important amounts of bad debt provisions recovered or reversed in the current period:

Unit: RMB

	Reason for revocation	Recovery method	the origin of the provision rationales for debt and its rationality
<p>Annual Report 2023</p> <p>Company J</p>			

W

12,286,870,586.02

9,545,436,782.78

2 Disclosure according to the age of accounts receivable

Unit: RMB

Age of Accounts Receivable



Beijing Oriental Yuhong W



					Receivable
--	--	--	--	--	------------

Client1

Account

Investee	Opening Balance (Book Value)	Opening Balance of Impairment Reserve	Increase or decrease during the current period				Closing Balance (Book Value)	Closing Balance of Impairment Reserve
			Additional Investment	Reduction in Investment	Accrual of Impairment Reserve	Other		
Beijing Oriental Yuhong Waterproof Engineering Co., LTD	84,637,764.13					- 11,623,728.44	73,014,035.69	
Xiong'an Dongfang Yuhong Construction Technology Co., LTD	863,307.25		2,500,000.00			- 109,876.77	3,253,430.48	
Liaoning Oriental Yuhong Construction Technology Co., LTD	2,261,034.95					- 1,341,263.54	919,771.41	
Henan Oriental Yuhong Building Materials Technology Co., LTD	7,438,064.58					- 5,580,469.07	1,857,595.51	
Tianjin Oriental Yuhong Waterproof Engineering	63,732,082.95					- 2,573,674.58	61,158,408.37	

g Co., LTD								
Tianjin Oriental Yuhong New Material Technology Co., LTD	153,773.16						153,773.16	
Tianjin Hongzhi New Material Co., LTD	10,667,915.18					- 387,886.80	10,280,028.38	
Zhongke Jiantong Engineering Technology Co., LTD	50,855,238.15						50,855,238.15	
Starletter (Beijing) Building Materials Testing Co., LTD	100,000.00		9,900,000.00				10,000,000.00	
Beijing Wuzhou Tuyuan Import and Export Trade Co., LTD	1,522,312.51						1,522,312.51	

Beijing Shunyi District Oriental Yuhong Vocational Skills Training School	5,000,000. 00						5,000,000. 00	
Beijing Oriental Yuhong Anticorrosi on Technolog y Co., LTD	21,000,000 .00		8,473,246. 30				29,473,246 .30	
Zhejiang Oriental Yuhong Technolog y Developm ent Co., LTD	128,000,00 0.00			128,000,00 0.00				
Shanghai Weltai New Material Co., LTD	10,901,727 .61			6,122,000. 00		- 4,779,727. 61		
Shanghai Oriental Yuhong Waterproof Technolog y Co., LTD	380,983,04 1.82					- 38,068,928 .66	342,914,11 3.16	

Hainan				
Oriental				
Yuhong	30,825,818		-	30,332,263
Building			493,555.71	.10
Materials	.81			
Technolog				
y Co., LTD				
Guangdon				
g Oriental				
Yuhong	100,746,08		-	99,949,754
Building			796,330.58	.00
Materials	4.58			
Technolog				
y Co., LTD				
Oriental				
Yuhong				
Civil	112,764,12		-	86,462,121
Building			26,302,006	.62
Materials	7.99		.37	
Co., LTD				
Hong				
Kong				
Oriental	1,075,380,	145,652,40	-	1,205,775,
Yuhong	759.90	0.00	15,257,883	276.65
Investment			.25	
Co. LTD				
Fuda				
Energy	100,000,0g			
Saving				
Technolog				
y Co., LTD				

Oriental Yuhong Building Repair Technology Co., LTD	59,329,842.10					- 5,473,553.74	53,856,288.36	
Oriental Yuhong Sand Powder Technology Group Co., Ltd.	98,503,253.93		214,358,239.72			- 2,962,220.76	309,899,272.89	
Tiandingfeng Holdings Limited	120,985,811.01		60,000,000.00			- 3,187,123.34	177,798,687.67	
Beijing Hongyun Kiev Material Supply Chain Management Co., LTD	100,284,765.10					- 161,619.50	100,123,145.60	
Yueyang Oriental Yuhong Waterproof Technology Co., LTD	104,000,065.49					- 1,675,631.41	102,324,434.08	
Nantong Jinsinan film Material Co., LTD	79,143,569.14					- 365,260.07	78,778,309.07	

Tangshan Oriental Yuhong Waterproof Technolog y Co., LTD	156,521,15 4.51					- 1,877,223. 14	154,643,93 1.37	
Xianyang Oriental Yuhong Building Materials Co., LTD	84,174,681 .64					- 908,222.45	83,266,459 .19	
Wuhu Oriental Yuhong Building Materials Co., LTD	53,077,955 .80					- 854,221.19	52,223,734 .61	
Hangzhou Oriental Yuhong Building Materials Co., LTD	102,572,14 7.51					- 1,363,700. 80	101,208,44 6.71	
Qingdao Oriental Yuhong Building Materials Co., LTD	52,570,122 .13					- 1,181,622. 42	51,388,499 .71	
Henan Oriental Yuhong Building Materials Co., LTD	53,212,185 .32					- 1,078,156. 00	52,134,029 .32	

Jinzhou Oriental Yuhong Building Materials Co., LTD	155,998,15 1.95					- 1,153,688. 19	154,844,46 3.76	
Jingmen Oriental Yuhong Building Materials Co., LTD	53,109,029 .31					- 1,254,203. 06	51,854,826 .25	
Huizhou Oriental Yuhong Building Materials Co., LTD	104,719,39 5.73					- 980,681.84	103,738,71 3.89	
Zhejiang Oriental Yuhong Building Materials Technolog y Co., LTD	9,026,578. 61					- 2,301,872. 48	6,724,706. 13	
Kunming Fengxing Waterproof Material Co., LTD	148,513,36 1.79					- 3,864,628. 37	144,648,73 3.42	
Xuzhou Woniushan new Waterproof Material Co., LTD	94,414,624 .27					- 1,537,863. 60	92,876,760 .67	

Quanzhou Dongfang Yuhong Sand Powder Technolog y Co., Ltd.	519,795.90					- 179,115.09	340,680.81	
Zhanjiang Oriental Yuhong Sand Powder Technolog y Co., Ltd.	6,000,000. 00						6,000,000. 00	
Jilin Oriental Yuhong Building Materials Technolog y Co., LTD			1,000.00				1,000.00	
Chongqing Oriental Yuhong Building Materials Technolog y Co., LTD	2,156,146. 33					- 896,480.44	1,259,665. 89	
Oriental Yuhong Tile Roofing System Co., LTD	30,000,000 .00						30,000,000 .00	

Oriental Yuhong Building Materials Co., LTD	777,978.27		50,000,000.00				- 441,544.47	50,336,433.80
Guizhou Oriental Yuhong Building Materials Technology Co., LTD	1,500,000.00							1,500,000.00
Jinshi Nan Film (Shanghai) Technology Co., LTD	3,000,000.00		19,000,000.00					22,000,000.00
Guizhou Oriental Yuhong Building Materials Co., LTD	17,390,699.10							17,390,699.10
Hainan poly Smith Technology Co., LTD	500,000.00							500,000.00
Hongshi (Jiangsu) New Material Technology Co., LTD	139,199,990.40		127,000,000.00					266,199,990.40

Shenzhen				
Oriental				
Yuhong	1,159,905.		-	1,345,340.
Constructi	10	460,000.00	274,564.78	32
on Robot				
Co., LTD				
Guangxi				
Oriental				
Yuhong				
Building				
Materials				
Technolog				
y ; t				

Wuhan Oriental Yuhong Kejian Building Materials Co., LTD	225,000,000.00						225,000,000.00	
Yangzhou Oriental Yuhong New Material Co., LTD	6,630,000.00		43,370,000.00				50,000,000.00	
Hongjia Industrial Coatings Co., LTD	50,000,000.00						50,000,000.00	
Fujian Oriental Yuhong Building Materials Technology Co., LTD	450,000.00						450,000.00	
Nanning Oriental Yuhong Waterproof Material Co., LTD	50,100,000.00					-100,000.00	50,000,000.00	
Fuzhou Oriental Yuhong Building Materials Co., LTD	27,000,000.00		450,000.00				27,450,000.00	

Hubei Yuhong Xingfa New Material Co., LTD	28,800,000.00		3,188,899.84				31,988,899.84	
Nanjing Hongshan Construction Development Co., LTD	35,000,000.00						35,000,000.00	
Jiangsu Oriental Yuhong Investment Co., LTD	50,000,000.00						50,000,000.00	
Hongyi Enterprise Services Limited	41,431.94					-32,323.90	9,108.04	
Oriental Yuhong (America) Developments Ltd.	11,260,317.60		66,598,280.00				77,858,597.60	
Sichuan Building Materials			194,639,800.00			34,271,217.93	228,911,017.93	
Ningxia Architectural Design and Research Institute Co., LTD	215,694,000.00						215,694,000.00	



Xuzhou

Oriental

Yuhong

50,000,00

New

Material

Co., LTD



Foshan Jiantou Orient al Yuhon g Buildi ng Materi als Techn ology Co., Ltd.	14,841 ,586.1 9				924,64 4.13						15,766 ,230.3 2	
Yichan g Cheng fa Orient al Yuhon g Buildi ng Materi als Techn ology Co., LTD			980,00 0.00		531.34						980,53 1.34	



Beijing Oriental Yuhong Waterproof Technology


Reasons for the differences between the information used in the Company's impairment testing in previous years and the actual amount of that year.

(3) Other instructions

4. Revenue and Cost

Unit: RMB

Item	Amount Incurred during the Current Period		Amount Incurred during the Last Period	
	Revenue	Cost	Revenue	Cost
Ma				






Investment income from disposal of
other debt investments

572,897.66

Dividend Income from Other



北京东方雨虹防水科技股份有限公司

P



Beijing P